



 **eurotech**
lighting

2022 Lighting Collection

Beautiful lighting made easy




POLICY

Eurotech Lighting is your hub for beautiful lighting made easy. A versatile and flexible collection to ensure you get the aesthetics and functionality your project needs.

Our passion is making great lighting simple and accessible to "all" Kiwis.

We have our own home-grown team of designers who consider every aspect of the look, installation, and compliance for NZ conditions. The fittings we manufacture are loved by local sparkies for their design, long service life, and excellent performance.

Use our product catalogue as your go-to for information and specs, and for faster ordering. The Eurotech team are always available to help over the phone, by email or on-site for large projects.



IK Rating Chart

IK stands for
Impact Protection.



It indicates the
degree of protection
provided against
external impacts.

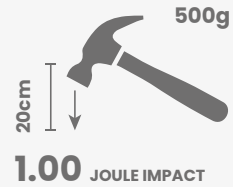
IK01

Protected against
0.15 joules of impact
(equivalent of a 200g
object dropped from
a height of 7.5cm)




IK06

Protected against
1 joule of impact
(equivalent of a 500g
object dropped from
a height of 20cm)



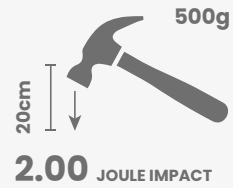
IK02

Protected against
0.20 joules of impact
(equivalent of a 200g
object dropped from
a height of 10cm)




IK07

Protected against
2 joules of impact
(equivalent of a 500g
object dropped from
a height of 20cm)



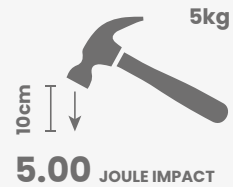
IK03

Protected against
0.35 joules of impact
(equivalent of a 200g
object dropped from
a height of 17.5cm)




IK08

Protected against
5 joules of impact
(equivalent of a 5kg
object dropped from
a height of 10cm)



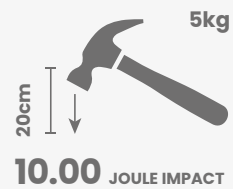
IK04

Protected against
0.50 joules of impact
(equivalent of a 200g
object dropped from
a height of 25cm)




IK09

Protected against
10 joules of impact
(equivalent of a 5kg
object dropped from
a height of 20cm)



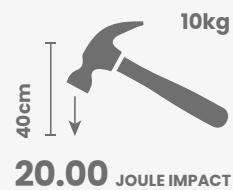
IK05

Protected against
0.70 joules of impact
(equivalent of a 500g
object dropped from
a height of 35cm)



IK10

Protected against
20 joules of impact
(equivalent of a 10kg
object dropped from
a height of 40cm)



Contents

5	Battens
11	Bollards
19	Bulkheads
37	Buttons
61	Cabinet lighting
69	Components
83	Downlights
107	Floodlights
114	Lamps
129	Mirror lights
139	Pendants
171	Spotlights – exterior
181	Spotlights – interior
189	Step lights
200	Uplighters
209	Wall lights



Batte




ns

Need a lighting solution that's just a bit different?

We have double insulated, tri-colour and even dimmable battens, suitable for residential and commercial use.

Battens



Dylan Double Insulated

APPLICATION

Commercial / Residential Interior

BEAM ANGLE 120°

CLASS Double insulated

CONDUIT ENTRY Yes

CRI >80

DIMMABLE No

DRIVER Built-in / Replaceable

INPUT FREQUENCY 50HZ / 60HZ

IK RATING 08

IP RATING 40

L70 50,000hrs

MATERIAL Aluminium, iron, polycarbonate

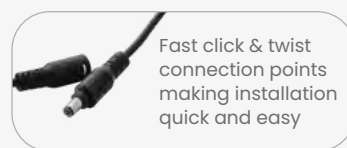
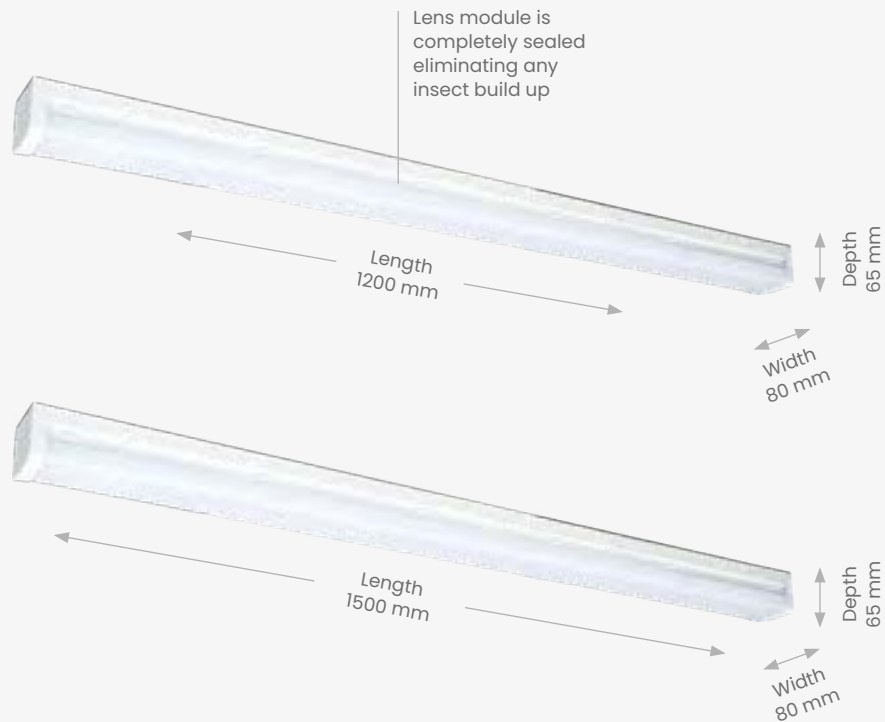
MOUNT Surface

OPERATING TEMP -20°C to 50°C

TECH Integrated SMD LED

VOLTAGE 230V

WARRANTY 5 years



MORE INFO

OPTIONS




CODE	LEDBATTEN40W4K	LEDBATTEN40W6K	LEDBATTEN60W4K	LEDBATTEN60W6K
COLOUR	White	White	White	White
DOUBLE INSULATED	Yes	Yes	Yes	No
LENGTH	1200 mm	1200 mm	1500 mm	1500 mm
KELVINS	4000K	6000K	4000K	6000K
LUMENS	3800lm	4000lm	5700lm	6000lm
WATTS	40W	40W	60W	60W



IP RATING



DIMMABLE*



DOUBLE INSULATED



WARRANTY

Battens

Karlin Tri-Colour

APPLICATION

Commercial / Residential Interior

BEAM ANGLE 120°

CLASS Double insulated

COLOUR TEMP Tri-colour switchable

CONDUIT ENTRY Yes

CRI >80

***DIMMABLE** Yes, with driver upgrade

DRIVER Built-in

INPUT FREQUENCY 50HZ / 60HZ

IK RATING 08

IP RATING 20

L70 54,000hrs

MATERIAL Aluminium, iron, polycarbonate

MOUNT Surface

OPERATING TEMP -20°C to 45°C

POWER FACTOR >0.90

TECH Integrated SMD LED

VOLTAGE 230V

WARRANTY 5 years

*Dimmable upgrade available.



Depth
65 mm



Width
60 mm

Length
1500 mm




MORE INFO



Fast click & twist connection points making installation quick and easy

OPTIONS



CODE

KARLIN5FT

KARLIND

COLOUR

White

LENGTH

1500 mm

KELVINS

3000K / 4000K / 6000K

LUMENS

5550lm / 6250lm / 5750lm

WATTS


50W

*Driver only.
*Refer compatibility chart online.

B Battens



IP RATING



DOUBLE INSULATED



WARRANTY

Sarah Slim Line

APPLICATION

Light Commercial* / Residential Interior

BEAM ANGLE 120°

BODY Ultra thin 43 mm

CLASS Double insulated

COLOUR TEMP Fixed colour, refer kelvins

CRI >80

DIMMABLE No

DRIVER Built-in

INPUT FREQUENCY 50HZ / 60HZ

IK RATING 08

IP RATING 40

L70 50,000hrs

MATERIAL Aluminium, iron, polycarbonate

MOUNT Surface

OPERATING TEMP -20°C to 50°C

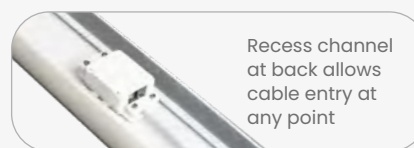
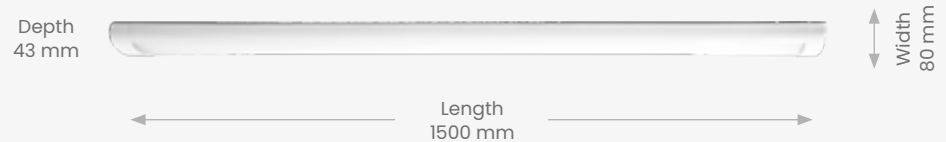
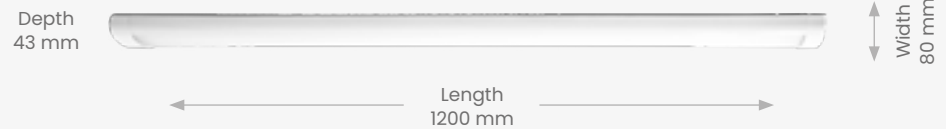
POWER FACTOR >0.95

TECH Integrated SMD LED

VOLTAGE 230V

WARRANTY 3 years

*Max 12 hours operation per day.



Recess channel at back allows cable entry at any point



MORE INFO

OPTIONS

CODE	SLIMBATTEN36W4K	SLIMBATTEN50W4K	SLIMBATTEN50W6K
COLOUR	White	White	White
DIMMABLE	No	No	No
LENGTH	1200 mm	1500 mm	1500 mm
KELVINS	4000K	4000K	6000K
LUMENS	4200lm	5900lm	6000lm
WATTS	36W	50W	50W




Image uses Dylan Double Insulated, refer page 7.

B



ollards

Bollards are often considered a luxury spec by Kiwis due to the installation requirements. However, our bollard lights come in mains and low-voltage solutions – low-voltage being the easiest and most cost-effective installation option, requiring just a 300mm-deep cable trench.

Check out our most versatile the Elita, offering 230V or 12V by simply changing out the E27 lamp. Refer page 13.



Bollards



DIMMABLE**



IP RATING



WARRANTY

Elita

APPLICATION

Commercial / Residential
Exterior

BEAM ANGLE 115°

COLOUR TEMP Lamp
dependent

DIMMABLE Yes, lamp
dependent

DRIVER Not required*

IK RATING 08

IP RATING 65

LAMP E27 replaceable lamp

LENS Frosted PC

MATERIAL Die-cast aluminium,
marine grade paint

MOUNT Surface

TECH Replaceable lamp

VOLTAGE 230V or 12V*

WARRANTY 5 years

*Convert to 12V by using our 12V LED
lamp 12VA60E278W & driver.

**Dimmable only with
a capable lamp.




For a 12V bollard, use
lamp 12VA60E278W
see page 117
(driver required)



MORE INFO

OPTIONS



CODE	BL210-650	BL210-850
COLOUR	Black	Black
TYPE	Small	Large
WATTS	15W Max	15W Max



IP RATING



WARRANTY

Bollards

W800



APPLICATION

Commercial
Exterior

BEAM ANGLE 180°

CRI >80

DIMMABLE No

DRIVER Integral

IK RATING 08

IP RATING 65

MATERIAL Die-cast aluminium,
marine grade paint, PC lens

MOUNT Surface

OPERATING TEMP -25°C to
40°C

POWER FACTOR >0.92

TECH Integrated LED

VOLTAGE 230

WARRANTY 3 years

Perfect for parks and modern
streetscapes.



MORE INFO



OPTIONS

CODE WBLD25W

COLOUR Black

KELVINS 4000K

LUMENS 720lm

WATTS 25W

Bollards



IP RATING



WARRANTY

Draco Curve

APPLICATION

Residential
Exterior

COLOUR TEMP Fixed colour,
refer kelvins

DIMMABLE No

DRIVER Requires separate
12V DC driver, refer page 77

IP RATING 54

LIGHT DIRECTION Down

MATERIAL Pre-treated
corrosion resistant aluminium
with electrophoretic coating,
UV stable polycarbonate lens

MOUNT Surface

TECH Integrated LED

VOLTAGE 12V DC

WARRANTY 2 years



MORE INFO

OPTIONS



CODE RB602-6003K

COLOUR Charcoal

KELVINS 3000K

LUMENS 420lm

WATTS 6W



IP RATING



WARRANTY



MORE INFO

OPTIONS



CODE	RB502-7003K
COLOUR	Charcoal
KELVINS	3000K
LUMENS	350lm
WATTS	6.5W

Bollards

Draco Edge

APPLICATION

Residential
Exterior

COLOUR TEMP Fixed colour,
refer kelvins

DIMMABLE No

DRIVER Requires separate
12V DC driver, refer page 77

IP RATING 54

LIGHT DIRECTION Down

MATERIAL Pre-treated
corrosion resistant aluminium
with electrophoretic coating,
UV stable polycarbonate lens

MOUNT Surface

TECH Integrated LED

VOLTAGE 12V DC

WARRANTY 2 years

Bollards



IP RATING



WARRANTY

Draco Rectangle

APPLICATION

Residential
Exterior

COLOUR TEMP Fixed colour,
refer kelvins

DIMMABLE No

DRIVER Requires separate
12V DC driver, refer page 77

IP RATING 54

LIGHT DIRECTION Horizontal


MATERIAL Pre-treated
corrosion resistant aluminium
with electrophoretic coating,
UV stable polycarbonate lens

MOUNT Surface

TECH Integrated LED

VOLTAGE 12V DC

WARRANTY 2 years



MORE INFO

OPTIONS



CODE	RB702-6003K
COLOUR	Charcoal
KELVINS	3000K
LUMENS	1000lm (2 x 500lm)
WATTS	17W (2 x 8.5W)

Image uses W800,
refer page 14.





Polycarbonate bulkheads are a versatile and cost-effective outdoor lighting option. UV-protected, and with an IP rating up to IP65 across most of our range, robust and durable in both residential and commercial environments. UV polycarbonate is also non-corroding, giving excellent performance and service life in coastal locations.

Bulkheads



The Ovate family A model for any situation.

Classic

Ovate Classic is versatile and robust at a competitive price.



Eyelid

Ovate Eyelid minimises light pollution.



Dimmable

Ovate Dimmable creates evening ambience.



Tri-Colour

Ovate+ Tricolor has a built-in tri-colour switch for 3, 4 and 5K.



Elite

Ovate Elite is ideal for accent lighting.



Sensor

Ovate Sensor has a built-in PIR sensor offering both security and power savings in one.




The Ovate range can be fitted onto most exterior weatherboards.

Bulkheads



IP RATING



DOUBLE INSULATED



WARRANTY

Ovate Classic

APPLICATION

Commercial / Residential Exterior

BEAM ANGLE 120°

CLASS Double insulated

COLOUR TEMP Fixed, refer kelvins

CRI >80

DIMMABLE No

DRIVER Integral

IK RATING 08

IP RATING 65

MATERIAL UV resistant ABS, polycarbonate (suitable for coastal conditions)


MOUNT Surface

OPERATING TEMP -20°C to 50°C

TECH Integrated SMD LED

VOLTAGE 230V

WARRANTY 5 years



MORE INFO

OPTIONS



CODE	YBH12W3K-WH	YBH12W4K-WH	YBH12W3K-BLK	YBH12W4K-BLK
COLOUR	White	White	Black	Black
KELVINS	3000K	4000K	3000K	4000K
LUMENS	1030lm	1050lm	1030lm	1050lm
WATTS	12W	12W	12W	12W



IP RATING



DIMMABLE




DOUBLE INSULATED



WARRANTY

Bulkheads

Ovate Dimmable



MORE INFO

APPLICATION

Commercial / Residential Exterior

BEAM ANGLE 120°

CLASS Double insulated

COLOUR TEMP Fixed, refer kelvins

CRI >80

DIMMABLE Yes, refer compatibility downloads online

DRIVER Integral

IK RATING 08

IP RATING 65

MATERIAL UV resistant ABS, polycarbonate (suitable for coastal conditions)

MOUNT Surface

OPERATING TEMP -20°C to 50°C

TECH Integrated SMD LED

VOLTAGE 230V

WARRANTY 5 years

OPTIONS



CODE YBHDIM3K-WH


COLOUR White

KELVINS 3000K

LUMENS 1030lm

WATTS 12W

Bulkheads



Ovate Eyelid

APPLICATION

Commercial / Residential Exterior

BEAM ANGLE 110°

CLASS Double insulated

COLOUR TEMP Fixed, refer kelvins

CRI >80

DIMMABLE No

DRIVER Integral

IK RATING 08

IP RATING 65

MATERIAL UV resistant ABS, polycarbonate (suitable for coastal conditions)


MOUNT Surface

OPERATING TEMP -20°C to 50°C

TECH Integrated SMD LED

VOLTAGE 230V

WARRANTY 5 years



MORE INFO

OPTIONS



CODE	YBE12W3K-WH	YBE12W4K-WH	YBE12W3K-BLK	YBE12W4K-BLK
COLOUR	White	White	Black	Black
KELVINS	3000K	4000K	3000K	4000K
LUMENS	620lm	650lm	620lm	650lm
WATTS	12W	12W	12W	12W



IP RATING



DOUBLE INSULATED



WARRANTY

Bulkheads

Ovate +

APPLICATION

Commercial / Residential Exterior

BEAM ANGLE 120°

CLASS Double insulated

COLOUR TEMP Tri-colour switchable

CRI >80

DIMMABLE No

DRIVER Integral

IK RATING 08

IP RATING 65

MATERIAL UV resistant ABS, polycarbonate (suitable for coastal conditions)

MOUNT Surface

OPERATING TEMP -20°C to 50°C

TECH Integrated SMD LED

VOLTAGE 230V

WARRANTY 5 years

Includes both Classic & Eyelid covers in each box.



MORE INFO

OPTIONS



CODE	YBCCT-WH	YBCCT-BLK
COLOUR	White	Black
KELVINS	3000K / 4000K / 5000K	3000K / 4000K / 5000K
LUMENS	930lm / 1070lm / 970lm	930lm / 1070lm / 970lm
WATTS	12W	12W


Bulkheads



SENSOR



IP RATING



DOUBLE INSULATED



WARRANTY

Ovate Sensor

APPLICATION

Commercial / Residential Exterior

BEAM ANGLE 120°

CLASS Double insulated

COLOUR TEMP Tri-colour switchable

CRI >80

DIMMABLE No

DRIVER Integral

IK RATING 08

IP RATING 65

MATERIAL UV resistant ABS, polycarbonate (suitable for coastal conditions)

MOUNT Surface

OPERATING TEMP -20°C to 50°C

SENSOR Integrated PIR sensor

- **DETECTION DISTANCE** 6m
- **LUX** Adjustable dial
- **TIME ADJUSTABLE** 5sec-8min

TECH Integrated SMD LED

VOLTAGE 230V

WARRANTY 5 years



MORE INFO

OPTIONS



CODE	YBHPIR-WH	YBHPIR-BLK
COLOUR	White	Black
KELVINS	3000K / 4000K / 5000K	3000K / 4000K / 5000K
LUMENS	930lm / 1070lm / 970lm	930lm / 1070lm / 970lm
WATTS	12W	12W

Ovate sensor

Enabling smart choices

Back view of fitting

2 x colours

Available in black
& white options

Installation

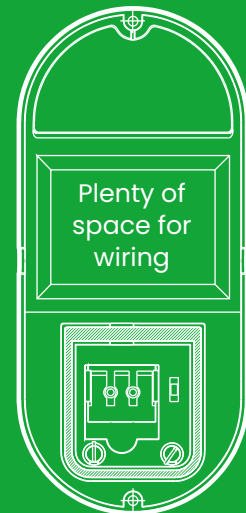
Easy push connection
terminals

Robust

IP65 & IK08

Easy mounting

Screw directly through
base to mount



Tri-colour switch

3K, 4K & 5K

PIR sensor

Built-in sensor with
time & light level
adjustment dial


Speed up installations and save money on power bills!

Introducing the Ovate Sensor bulkhead. Its integrated PIR sensor offers light level and time duration programming. UV protected polycarbonate construction offers endurance in exterior settings. Backed up with its IP65, IK08 ratings and 5 year warranty. Push connection terminals and plenty of space for wiring allow you to install and move on to your next job quickly.

Bulkheads



IP RATING



DOUBLE INSULATED



WARRANTY

Ovate Elite Classic

APPLICATION

Commercial / Residential Exterior

BEAM ANGLE 130°

CLASS Double insulated

COLOUR TEMP Tri-colour switchable

CRI >80

DIMMABLE No

DRIVER Integral

IK RATING 08

IP RATING 65

L70 30,000hrs

MATERIAL UV resistant polycarbonate (suitable for coastal conditions)

MOUNT Surface


OPERATING TEMP -20°C to 50°C

TECH Integrated SMD LED

VOLTAGE 230V

WARRANTY 5 years

Includes both white and black trims in each box.



MORE INFO

OPTIONS



CODE	YBMI2WCCT
COLOUR	2 trims included Black, White
KELVINS	3000K / 4000K / 5000K
LUMENS	930lm / 1070lm / 970lm
WATTS	12W



IP RATING



DOUBLE INSULATED



WARRANTY

Bulkheads

Ovate Elite X



APPLICATION

Commercial / Residential Exterior

BEAM ANGLE 130°

CLASS Double insulated

COLOUR TEMP Tri-colour switchable

CRI >80

DIMMABLE No

DRIVER Integral

IK RATING 08

IP RATING 65

L70 30,000hrs

MATERIAL UV resistant polycarbonate (suitable for coastal conditions)

MOUNT Surface

OPERATING TEMP -20°C to 50°C

TECH Integrated SMD LED

VOLTAGE 230V

WARRANTY 5 years

Includes both white and black X-covers in each box.



MORE INFO

OPTIONS




CODE	YBX12WCCT
COLOUR	2 X-covers included Black, White
KELVINS	3000K / 4000K / 5000K
LUMENS	500lm / 650lm / 600lm
WATTS	12W

Bulkheads



IP RATING



DOUBLE INSULATED



WARRANTY

Pascal

APPLICATION

Residential
Exterior

BEAM ANGLE 120°

CLASS Double insulated

COLOUR TEMP Fixed colour, refer kelvins

CRI >80

DIMMABLE No

DRIVER Integral

IK RATING 08

IP RATING 65

MATERIAL UV resistant polycarbonate (suitable for coastal conditions)

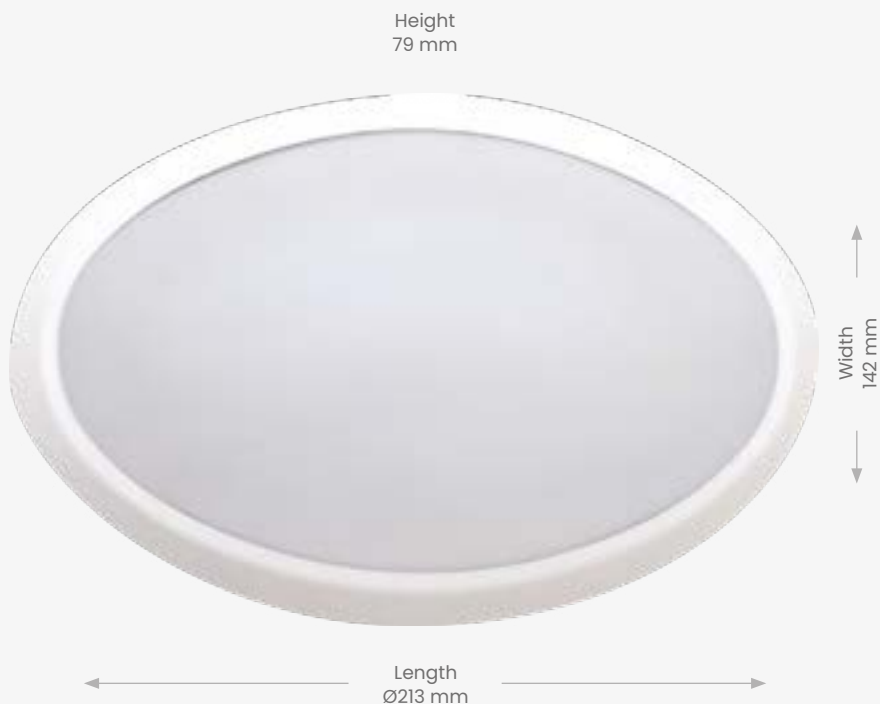
MOUNT Surface

OPERATING TEMP -25°C to 55°C

TECH Integrated SMD LED

VOLTAGE 230V

WARRANTY 2 years



MORE INFO

OPTIONS



CODE	LBH2131-WH	LBH2131-CH
COLOUR	White	Charcoal
KELVINS	3000K	3000K
LUMENS	450lm	450lm
WATTS	8W	8W



IP RATING



DOUBLE INSULATED



WARRANTY

Bulkheads

Arc Up / Down



MORE INFO

APPLICATION

Residential
Exterior

BEAM ANGLE 160°

CLASS Double insulated

COLOUR TEMP Fixed colour & Tri-colour switchable, refer kelvins

CRI >80

DIMMABLE No

DRIVER Integral

IK RATING 08

IP RATING 65

LIGHT DIRECTION Up / Down

MATERIAL UV resistant, anti-corrosion ABS, polycarbonate body and diffuser (suitable for coastal conditions)

MOUNT Surface

OPERATING TEMP -20°C to 50°C

TECH Integrated SMD LED

VOLTAGE 230V

WARRANTY 3 years

OPTIONS




CODE	LKU3213-BLK	LKU3213-WH	LKU3213CCT-BLK
COLOUR	Black	White	Black
KELVINS	3000K	3000K	3000K / 4000K / 6000K
LUMENS	300lm	400lm	300lm / 330lm / 320lm
WATTS	13W	13W	13W

Bulkheads



IP RATING



DOUBLE INSULATED



WARRANTY

Arc One-way

APPLICATION

Residential
Exterior

BEAM ANGLE 105°

CLASS Double insulated

COLOUR TEMP Tri-colour
switchable

CRI >80

DIMMABLE No

DRIVER Integral

IK RATING 08

IP RATING 65

LIGHT DIRECTION One-way

MATERIAL UV resistant, anti-corrosion ABS, polycarbonate (suitable for coastal conditions)

MOUNT Surface

OPERATING TEMP -20°C
to 50°C

TECH Integrated SMD LED

VOLTAGE 230V

WARRANTY 3 years

Includes both white and black covers in each box.

Depth
51 mm



Height
113 mm

Length
220 mm



MORE INFO

OPTIONS



CODE	LSO2202CCT
COLOUR	White & Black
KELVINS	3000K / 4000K / 6000K
LUMENS	340lm / 370lm / 360lm
WATTS	6W

Image uses
Arc One-way,
refer page 31.



Bulkheads

Cube Classic

APPLICATION

Residential
Exterior

BEAM ANGLE 170°

CLASS Double insulated

COLOUR TEMP Fixed colour,
refer kelvins

CRI >80

DIMMABLE No

DRIVER Integral

IK RATING 08

IP RATING 65

L70 30,000hrs

MATERIAL UV resistant
polycarbonate (suitable for
coastal conditions)

MOUNT Surface

OPERATING TEMP -20°C
to 50°C


TECH Integrated SMD LED

VOLTAGE 230V

WARRANTY 5 years




IP RATING



DOUBLE
INSULATED



WARRANTY



MORE INFO

OPTIONS



CODE	YBL5W3K	YBL8W3K
COLOUR	White	White
KELVINS	3000K	3000K
LUMENS	400lm	640lm
SIZE	Small	Large
WATTS	5W	5W



IP RATING





DOUBLE INSULATED



WARRANTY

Bulkheads

Cube Up / Down



MORE INFO



OPTIONS

CODE	YBU5W3K	YBU8W3K
COLOUR	Black	Black
KELVINS	3000K	3000K
LUMENS	150lm	240lm
SIZE	Small	Large
WATTS	5W	5W

APPLICATION

Residential
Exterior

BEAM ANGLE 170°

CLASS Double insulated

COLOUR TEMP Fixed colour,
refer kelvins

CRI >80

DIMMABLE No

DRIVER Integral

IK RATING 08

IP RATING 65

L70 30,000hrs

LIGHT DIRECTION Up / Down

MATERIAL UV resistant
polycarbonate (suitable for
coastal conditions)

MOUNT Surface

OPERATING TEMP -20°C
to 50°C

TECH Integrated SMD LED


VOLTAGE 230V

WARRANTY 5 years

Bulkheads



IP RATING



DOUBLE INSULATED



WARRANTY

Burly Conduit Entry K06

APPLICATION

Commercial / Residential
Exterior

BEAM ANGLE 120°

COLOUR TEMP Tri-colour
switchable

CRI >80

DIMMABLE No

DRIVER Integral

IK RATING 08

IP RATING 65

KNOCKOUT POINTS 6

L70 60,000hrs

MATERIAL UV resistant
polycarbonate (suitable for
coastal conditions)

MOUNT Surface

TECH Integrated LED

VOLTAGE 230V

WARRANTY 3 years



MORE INFO

OPTIONS



CODE	KO12W4K-WHCCT	KO12W4K-BLKCCT
COLOUR	White	Black
KELVINS	3000K / 4000K / 6500K	3000K / 4000K / 6500K
LUMENS	796lm / 894lm / 828lm	796lm / 894lm / 828lm
WATTS	12W	12W



IP RATING



DOUBLE INSULATED




WARRANTY



Diameter
Ø282 mm

Depth
85 mm



Length
255 mm

Depth
95 mm

Width
225 mm



MORE INFO

Bulkheads

Burly Conduit Entry K05

APPLICATION

Commercial / Residential
Exterior

BEAM ANGLE 120°

COLOUR TEMP Fixed colour,
refer kelvins

CRI >80

DIMMABLE No

DRIVER Integral

IK RATING 08

IP RATING 65

KNOCKOUT POINTS 5

L70 60,000hrs

MATERIAL UV resistant
polycarbonate (suitable for
coastal conditions)

MOUNT Surface

OPERATING TEMP -10°C
to 40°C

POWER FACTOR >0.5

TECH Integrated LED

VOLTAGE 230V

WARRANTY 3 years

OPTIONS



CODE	SBR14W-WH	SBS14W-WH
COLOUR	White	White
KELVINS	4000K	4000K
LUMENS	1200lm	1200lm
TYPE	Round	Square
WATTS	14W	14W

Buttons



Venius

Your decorative go-to Ceiling Button

This beautiful and functional button offers up to as much light output as 6 x 12 watt downlights! Refer page 39.



Easy B

Quick installation is the focus

This no fuss button has streamlined installation features to get you in and out of a job as quickly as possible. Refer page 41.



Slimb

The Ultra Slim Button

This cost-effective button is not only slim, it can be installed as either recessed or surface mount when installed. Offering an easy solution to cover up unwanted downlight holes. Refer page 49.



Parkes

Robust by name, robust by design

Built in a UV protected polycarbonate, designed with an ingress protection of IP65 and a impact rating of IK08. Refer page 55.

We have a solution for your needs



YY

Your button for almost any situation

Dimmable, multiple sizes and shapes, interior or exterior, commercial rated with a strong impact rating of (IK08) – there isn't much this button can't do. The new 2021 models offer a quick-release screw feature to speed up your installation. Refer page 43.



EV

Your Easy installation button

The EV's screw off cover and screw through base makes this fitting a favourite of installers. Refer page 52.



Buxon

The Two-in-one button

The Buxon offers an integrated microwave sensor option, reducing the need for compatibility testing on installation. Refer page 59.

Buttons are versatile and offer great light output with minimal interference with walls or ceilings, making them easy to upgrade as your décor or requirements change. The Venius range provides a modern decorative look and the equivalent output of four standard downlights; perfect for situations where you need good light, but have only a single existing batten-holder.

B Buttons



IP RATING



DIMMABLE



WARRANTY

Venus V01

APPLICATION

Commercial / Residential Interior

BEAM ANGLE 115°

COLOUR TEMP Tri-colour switchable, refer kelvins

CRI >80

DIMMABLE Yes, refer compatibility download online

DRIVER Integral

IP RATING 20

MATERIAL Aluminium frame, plastic diffuser

MOUNT Surface

TECH Integrated LED


VOLTAGE 230V

WARRANTY 5 years



MORE INFO

OPTIONS



CODE	HV3535W-BLK	HV3535W-WH	HV3535W-BBC	HV3550W-BLK	HV3550W-WH	HV3550W-BBC
COLOUR	Black	White	Brushed Coffee	Black	White	Brushed Coffee
KELVINS	3000K / 3500K / 4000K	3000K / 3500K / 4000K	3000K / 3500K / 4000K	3000K / 3500K / 4000K	3000K / 3500K / 4000K	3000K / 3500K / 4000K
LUMENS	2300lm / 2500lm / 2800lm	2300lm / 2500lm / 2800lm	2300lm / 2500lm / 2800lm	3300lm / 3600lm / 4000lm	3300lm / 3600lm / 4000lm	3300lm / 3600lm / 4000lm
SIZE	Small	Small	Small	Large	Large	Large
WATTS	35W	35W	35W	50W	50W	50W



IP RATING



DIMMABLE



WARRANTY

B Buttons

Venius V02

APPLICATION

Commercial / Residential Interior

BEAM ANGLE 115°

COLOUR TEMP Tri-colour switchable, refer kelvins

CRI >80

DIMMABLE Yes, refer compatibility download online

DRIVER Integral

IP RATING 20

MATERIAL Aluminium frame, plastic diffuser

MOUNT Surface

TECH Integrated LED

VOLTAGE 230V

WARRANTY 5 years

Small



Large



MORE INFO

OPTIONS



CODE	HV3040W-BLK	HV3040W-BBC	HV3050W-BLK	HV3050W-BBC
COLOUR	Black	Brushed Coffee	Black	Brushed Coffee
KELVINS	3000K / 3500K / 4000K	3000K / 3500K / 4000K	3000K / 3500K / 4000K	3000K / 3500K / 4000K
LUMENS	2600lm / 2900lm / 3200lm	2600lm / 2900lm / 3200lm	3300lm / 3700lm / 4000lm	3300lm / 3700lm / 4000lm
SIZE	Small	Small	Large	Large
WATTS	40W	40W	50W	50W

B Buttons



IP RATING



DIMMABLE



DOUBLE INSULATED



WARRANTY

Easy B Quick Install Button

APPLICATION

Commercial / Residential
Interior / Exterior

BEAM ANGLE 120°

CLASS Double insulated

COLOUR TEMP Tri-colour
switchable, refer kelvins

CRI >80

DIMMABLE Yes, refer
compatibility download online

DRIVER Integral

IK RATING 08

IP RATING 65

L70 30,000hrs

MATERIAL UV resistant
polycarbonate

MOUNT Surface

OPERATING TEMP -20°C
to 50°C

TECH Integrated SMD LED

VOLTAGE 230V

WARRANTY 5 years

TIMESAVER INSTALL FEATURES

- Screw through base
- Centralised cable entry
- Push terminals
- Hinged LED board
(no screws)



MORE INFO

OPTIONS



CODE	QB18	QB24
COLOUR	White	White
KELVINS	3000K / 4000K / 6000K	3000K / 4000K / 6000K
LUMENS	1450lm / 1600lm / 1550lm	2450lm / 2600lm / 2500lm
SIZE	Medium	Large
WATTS	18W	24W

Easy B

Making installations faster

UV protected
polycarbonate
base & lens

IP65



**Hinge lift
board**
for easy entry
to cabling

**Pushdown
connection
terminals**



**Tri-colour
switching**

**Screw-through
base**

**Centralised
cable entry**

Quick installation is the focus of this product!

This no fuss button has streamlined installation features to get you in and out of a job as quickly as possible.

B Buttons



IP RATING



DIMMABLE



DOUBLE INSULATED



WARRANTY

YYR15 Round Small

APPLICATION

Commercial / Residential
Interior / Exterior

BEAM ANGLE 120°

CLASS Double insulated

COLOUR TEMP Fixed &
Tri-colour switchable,
refer kelvins

CRI >80

DIMMABLE Yes, refer
compatibility download online

DRIVER Integral

IK RATING 08

IP RATING 54

L70 30,000hrs

MATERIAL UV resistant
polycarbonate (suitable for
coastal conditions)

MOUNT Surface

OPERATING TEMP -20°C
to 50°C

SWITCHING CAPACITY 30,000

TECH Integrated SMD LED

VOLTAGE 230V

WARRANTY 5 years



MORE INFO

OPTIONS



CODE	YYR15W3K	YYR15W4K	YYR15WCCT
COLOUR	White	White	White
KELVINS	3000K	4000K	3000K / 4000K / 6000K
LUMENS	1200lm	1250lm	1250lm / 1300lm / 1350lm
WATTS	15W	15W	15W



IP RATING



DIMMABLE



DOUBLE INSULATED



WARRANTY

B Buttons

YYR18 Round Medium



APPLICATION

Commercial / Residential Interior / Exterior

BEAM ANGLE 120°

CLASS Double insulated

COLOUR TEMP Fixed & Tri-colour switchable, refer kelvins

CRI >80

DIMMABLE Yes, refer compatibility download online

DRIVER Integral

IK RATING 08

IP RATING 54

L70 30,000hrs

MATERIAL UV resistant polycarbonate (suitable for coastal conditions)

MOUNT Surface

OPERATING TEMP -20°C to 50°C

TECH Integrated SMD LED

VOLTAGE 230V

WARRANTY 5 years



MORE INFO

OPTIONS



CODE	YYR18W3K	YYR18W4K	YYR18WCCT
COLOUR	White	White	White
KELVINS	3000K	4000K	3000K / 4000K / 6000K
LUMENS	1450lm	1500lm	1550lm / 1600lm / 1650lm
WATTS	18W	18W	18W


B Buttons



IP RATING



DIMMABLE



DOUBLE INSULATED



WARRANTY

YJR24 Round Large

APPLICATION

Commercial / Residential
Interior / Exterior

BEAM ANGLE 120°

CLASS Double insulated

COLOUR TEMP Fixed &
Tri-colour switchable,
refer kelvins

CRI >80

DIMMABLE Yes, refer
compatibility download online

DRIVER Integral

IK RATING 08

IP RATING 54, suitable for
coastal installations

L70 30,000hrs

MATERIAL UV resistant
polycarbonate (suitable for
coastal conditions)

MOUNT Surface

OPERATING TEMP -20°C
to 50°C

SWITCHING CAPACITY 30,000

TECH Integrated SMD LED

VOLTAGE 230V

WARRANTY 5 years



MORE INFO

OPTIONS




CODE	YJR24W3K	YJR24W4K	YJR24WCCT
COLOUR	White	White	White
KELVINS	3000K	4000K	3000K / 4000K / 6000K
LUMENS	2000lm	2050lm	2150lm / 2250lm / 2300lm
WATTS	24W	24W	24W



IP RATING



DIMMABLE



DOUBLE INSULATED



WARRANTY

B Buttons

YYSI5 Square Small



MORE INFO

APPLICATION

Commercial / Residential Interior / Exterior

BEAM ANGLE 120°

CLASS Double insulated

COLOUR TEMP Tri-colour switchable, refer kelvins

CRI >80

DIMMABLE Yes, refer compatibility download online

DRIVER Integral

IK RATING 08

IP RATING 54

L70 30,000hrs

MATERIAL UV resistant polycarbonate (suitable for coastal conditions)

MOUNT Surface

OPERATING TEMP -20°C to 50°C

SWITCHING CAPACITY 30,000

TECH Integrated SMD LED

VOLTAGE 230V

WARRANTY 5 years

OPTIONS



CODE YYSI5WCCT

COLOUR White

KELVINS 3000K / 4000K / 6000K

LUMENS 1250lm / 1300lm / 1350lm

WATTS 15W


B Buttons



IP RATING



DIMMABLE



DOUBLE INSULATED



WARRANTY

YYS18 Square Medium

APPLICATION

Commercial / Residential
Interior / Exterior

BEAM ANGLE 120°

CLASS Double insulated

COLOUR TEMP Tri-colour
switchable, refer kelvins

CRI >80

DIMMABLE Yes, refer
compatibility download online

DRIVER Integral

IK RATING 08

IP RATING 54

L70 30,000hrs

MATERIAL UV resistant
polycarbonate (suitable for
coastal conditions)

MOUNT Surface

OPERATING TEMP -20°C
to 50°C

SWITCHING CAPACITY 30,000

TECH Integrated SMD LED

VOLTAGE 230V

WARRANTY 5 years

3K available, refer online.



MORE INFO

OPTIONS



CODE	YYS18WCCT
COLOUR	White
KELVINS	3000K / 4000K / 6000K
LUMENS	1550lm / 1600lm / 1650lm
WATTS	18W



IP RATING



DIMMABLE



DOUBLE INSULATED



WARRANTY

B Buttons

YYs24 Square Large



APPLICATION

Commercial / Residential Interior / Exterior

BEAM ANGLE 120°

CLASS Double insulated

COLOUR TEMP Tri-colour switchable, refer kelvins

CRI >80

DIMMABLE Yes, refer compatibility download online

DRIVER Integral

IK RATING 08

IP RATING 54

L70 30,000hrs

MATERIAL UV resistant polycarbonate (suitable for coastal conditions)

MOUNT Surface

OPERATING TEMP -20°C to 50°C

SWITCHING CAPACITY 30,000

TECH Integrated SMD LED

VOLTAGE 230V

WARRANTY 5 years

4K available, refer online.



MORE INFO

OPTIONS



CODE YYs24WCCT

COLOUR White

KELVINS 3000K / 4000K / 6000K

LUMENS 2150lm / 2250lm / 2300lm

WATTS 24W

B Buttons

SlimB-180 Small

APPLICATION

Residential
Interior

BEAM ANGLE 110°

CLASS Double insulated

COLOUR TEMP Fixed colour,
refer kelvins

CRI >80

DIMMABLE Yes, refer
compatibility download online

DRIVER Integral

IP RATING 20

L70 30,000hrs

MATERIAL Polycarbonate

MOUNT Surface or recessed

OPERATING TEMP -20°C
to 50°C

SWITCHING CAPACITY 15,000

TECH Integrated LED

VOLTAGE 230V


WARRANTY 3 years



IP RATING



DIMMABLE



DOUBLE
INSULATED



WARRANTY



MORE INFO

OPTIONS




CODE	SLIMB180-3K	SLIMB180-4K
COLOUR	White	White
KELVINS	3000K	4000K
LUMENS	840lm	900lm
WATTS	12W	12W



IP RATING



DIMMABLE



DOUBLE INSULATED



WARRANTY

B Buttons

SlimB-230 Medium

APPLICATION

Residential Interior

BEAM ANGLE 110°

CLASS Double insulated

COLOUR TEMP Fixed colour, refer kelvins

CRI >80

DIMMABLE Yes, refer compatibility download online

DRIVER Integral

IP RATING 20

L70 30,000hrs

MATERIAL Polycarbonate

MOUNT Surface or recessed

OPERATING TEMP -20°C to 50°C

SWITCHING CAPACITY 15,000

TECH Integrated LED

VOLTAGE 230V


WARRANTY 3 years

Adjustable spring clips for medium cut-out sizes



MORE INFO

OPTIONS



CODE	SLIMB230-3K	SLIMB230-4K
COLOUR	White	White
KELVINS	3000K	4000K
LUMENS	1200lm	1300lm
WATTS	18W	18W

B Buttons

SlimB-330 Large

APPLICATION

Residential
Interior / Exterior

BEAM ANGLE 110°

CLASS Double insulated

COLOUR TEMP Fixed colour,
refer kelvins

CRI >80

DIMMABLE Yes, refer
compatibility download online

DRIVER Integral

IP RATING 54

L70 30,000hrs

MATERIAL Polycarbonate

MOUNT Surface only*

OPERATING TEMP -20°C
to 50°C

SWITCHING CAPACITY 15,000

TECH Integrated LED

VOLTAGE 230V

WARRANTY 3 years


*This Large model is surface mount only. It can't be used with recessed clips due to weight.



IP RATING



DIMMABLE



DOUBLE
INSULATED



WARRANTY



MORE INFO

OPTIONS



CODE	SLIMB330-3K	SLIMB330-4K
COLOUR	White	White
KELVINS	3000K	4000K
LUMENS	2000lm	2200lm
WATTS	24W	24W



IP RATING



WARRANTY

B Buttons

EV14 Small



APPLICATION

Residential Interior

BEAM ANGLE 180°

COLOUR TEMP Fixed colour, refer kelvins

CRI >80

DIMMABLE No

DRIVER Integral

IP RATING 20

L70 36,000hrs

MATERIAL Steel backplate, PMMA diffuser lens

MOUNT Surface

SWITCHING CAPACITY 30,000

TECH Integrated SMD LED

VOLTAGE 230V

WARRANTY 3 years



MORE INFO

OPTIONS



CODE	EV14W3K-WH	EV14W3K-SL	EV14W4K-WH	EV14W4K-SL
COLOUR	White	Silver	White	Silver
DIMMABLE	Yes	Yes	No	No
KELVINS	3000K	3000K	4000K	4000K
LUMENS	1000lm	1000lm	1150lm	1150lm
WATTS	14W	14W	14W	14W

B Buttons



IP RATING



WARRANTY

EV20 Medium

APPLICATION

Residential
Interior

BEAM ANGLE 180°

COLOUR TEMP Fixed colour,
refer kelvins

CRI >80

DIMMABLE No

DRIVER Integral

IP RATING 20

L70 36,000hrs

MATERIAL Steel backplate,
PMMA diffuser lens

MOUNT Surface

SWITCHING CAPACITY 30,000

TECH Integrated SMD LED

VOLTAGE 230V

WARRANTY 3 years



MORE INFO

OPTIONS



CODE	EV20W3K-WH	EV20W3K-SL	EV20W4K-WH	EV20W4K-SL
COLOUR	White	Silver	White	Silver
DIMMABLE	Yes	Yes	No	No
KELVINS	3000K	3000K	4000K	4000K
LUMENS	1500lm	1500lm	1700lm	1700lm
WATTS	20W	20W	20W	20W



IP RATING



WARRANTY

B Buttons

EV28 Large



APPLICATION

Residential Interior

BEAM ANGLE 180°

COLOUR TEMP Fixed colour, refer kelvins

CRI >80

DIMMABLE No

DRIVER Integral

IP RATING 20

L70 36,000hrs

MATERIAL Steel backplate, PMMA diffuser lens

MOUNT Surface

SWITCHING CAPACITY 30,000

TECH Integrated SMD LED

VOLTAGE 230V

WARRANTY 3 years



MORE INFO

OPTIONS




CODE	EV28W3K-WH	EV28W3K-SL	EV28W4K-WH	EV28W4K-SL
COLOUR*	White	Silver	White	Silver
DIMMABLE	Yes	Yes	No	No
KELVINS	3000K	3000K	4000K	4000K
LUMENS	2200lm	2200lm	2450lm	2450lm
WATTS	28W	28W	28W	28W

*White and silver covers are interchangeable.

B Buttons



IP RATING



DOUBLE
INSULATED



WARRANTY

Parkes Round Small

APPLICATION

Commercial / Residential
Interior / Exterior

BEAM ANGLE 110°

CLASS Double insulated

COLOUR TEMP Fixed colour,
refer kelvins

CRI >80

DIMMABLE No

DRIVER Integral

IK RATING 08

IP RATING 65

L70 30,000hrs

MATERIAL UV resistant ABS
polycarbonate (suitable for
coastal installations)

MOUNT Surface

OPERATING TEMP -20°C
to 50°C

TECH Integrated LED

VOLTAGE 230V

WARRANTY 3 years

Depth
91 mm



← Diameter
Ø300 mm →



MORE INFO



OPTIONS

CODE LBR3001-CH

COLOUR Charcoal

KELVINS 3000K

LUMENS 1200lm

WATTS 13.5W



IP RATING



DOUBLE INSULATED



WARRANTY

Depth
66 mm



Diameter
Ø330 mm



MORE INFO



OPTIONS

CODE SBR22W4K-BLK

COLOUR Black

KELVINS 4000K

LUMENS 2000lm

WATTS 22W

B Buttons

Parkes Round Large

APPLICATION

Commercial / Residential
Interior / Exterior

BEAM ANGLE 110°

CLASS Double insulated

COLOUR TEMP Fixed colour,
refer kelvins

CRI >80

DIMMABLE No

DRIVER Integral

IK RATING 08

IP RATING 65

L70 30,000hrs

MATERIAL UV resistant
polycarbonate (suitable for
coastal installations)

MOUNT Surface

OPERATING TEMP -20°C
to 50°C

TECH Integrated LED


VOLTAGE 230V

WARRANTY 3 years

B Buttons



IP RATING



DOUBLE
INSULATED



WARRANTY

Parkes Square

APPLICATION

Commercial / Residential
Interior / Exterior

BEAM ANGLE 110°

CLASS Double insulated

COLOUR TEMP Fixed colour,
refer kelvins

CRI >80

DIMMABLE No

DRIVER Integral

IK RATING 08

IP RATING 65

L70 30,000hrs

MATERIAL UV resistant ABS
polycarbonate (suitable for
coastal installations)

MOUNT Surface

OPERATING TEMP -20°C
to 50°C

TECH Integrated LED

VOLTAGE 230V

WARRANTY 3 years

Depth
78 mm



Width
296 mm

Length
296 mm



MORE INFO

OPTIONS



CODE LBS3301

COLOUR Charcoal

KELVINS 3000K

LUMENS 1280lm

WATTS 16W



IP RATING



DOUBLE INSULATED



WARRANTY

B Buttons

Buxon Non-sensor



MORE INFO

APPLICATION

Commercial / Residential Interior / Exterior

BEAM ANGLE 110°

CLASS Double insulated

COLOUR TEMP Fixed colour, refer kelvins

CRI >80

DRIVER Integral

IK RATING 08

IP RATING 65

L70 30,000hrs

MATERIAL UV resistant ABS and polycarbonate (suitable for coastal conditions)

MOUNT Surface

OPERATING TEMP -20°C to 50°C

SWITCHING CAPACITY 20,000

TECH Integrated SMD LED

VOLTAGE 230V

WARRANTY 3 years

OPTIONS



CODE	LNS3201-WH	LNS3201-CH
COLOUR	White	Charcoal
KELVINS	3000K	3000K
LUMENS	1450lm	1450lm
TYPE	Non-sensor	Non-sensor
WATTS	21W	21W

B Buttons




SENSOR



IP RATING



DIMMABLE



DOUBLE INSULATED



WARRANTY

Buxon Sensor

APPLICATION

Commercial / Residential
Interior / Exterior

BEAM ANGLE 110°

CLASS Double insulated

COLOUR TEMP Fixed colour,
refer kelvins

CRI >80

SENSOR DETECTION ANGLE
30° to 150°

DIMMABLE Yes, refer
compatibility download online

DRIVER Integral

IK RATING 08

IP RATING 65

L70 30,000hrs

MATERIAL UV resistant ABS
and polycarbonate (suitable
for coastal conditions)

MOUNT Surface

OPERATING TEMP -20°C
to 50°C

SWITCHING CAPACITY 20,000

TECH Integrated SMD LED

VOLTAGE 230V

WARRANTY 3 years



SENSOR MODEL

Built-in microwave motion sensor.
Set time delay and light settings before
installation. Maximum install height 6m.



MORE INFO

OPTIONS



CODE	LSB3201-WH	LSB3201-CH
COLOUR	White	Charcoal
KELVINS	3000K	3000K
LUMENS	1450lm	1450lm
TYPE	Sensor	Sensor
WATTS	21W	21W

**Image uses
Buxon Non-sensor,
refer page 58.**





Cabinet lighting



Low-voltage cabinet lights are an underutilised way of bringing light to small and forgotten spaces. Make these areas more appealing with our solutions from as slim as 8mm.

Easy to install and easy to conceal, our cabinet lights are often used for fill-in lighting under kitchen and wardrobe cupboards.

C cabinet



IP RATING



WARRANTY

Minnie

Dual Mount Surface or Recessed

APPLICATION

Residential
Interior

CABLE 1m

CRI >90

COLOUR TEMP Tri-colour
switchable

DRIVER Separate 12V DC driver
required, refer page 77

IP RATING 20

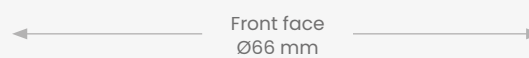
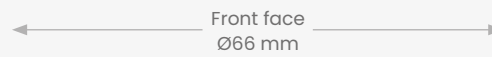
MATERIAL Aluminium

MOUNT Recessed or surface
(remove surface mount ring
for recessed)

TECH Integrated LED

VOLTAGE 12V DC

WARRANTY 2 years



MORE INFO



OPTIONS

CODE SLED3W

COLOUR White

KELVINS 3000K / 4000K / 6000K

LUMENS 200lm

WATTS 3W



IP RATING



DIMMABLE



WARRANTY



Minnie Recessed



APPLICATION

Commercial / Residential Interior

CABLE 1m

CRI >90

DRIVER Separate 650mA driver required, refer page 81

IP RATING 20

MATERIAL Aluminium

MOUNT Recessed

PACK Sold in packs of 2

TECH Integrated LED

VOLTAGE 12V DC

WARRANTY 2 years



MORE INFO

OPTIONS



CODE	MINI3W-WH	MINI3W-BLK
COLOUR	White	Black
KELVINS	3000K	3000K
LUMENS	160lm	160lm
WATTS	3W	3W

C cabinet



IP RATING



WARRANTY

Sled Recessed Ultra Slim

APPLICATION

Residential
Interior

BEAM ANGLE 160°

CABLE 1 m

DRIVER Separate 12V DC driver
required, refer page 77

IP RATING 20

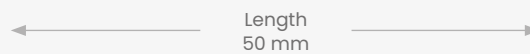

MATERIAL 316 Stainless steel &
polycarbonate

MOUNT Recessed

TECH Integrated LED

VOLTAGE 12V DC

WARRANTY 2 years



MORE INFO

OPTIONS



CODE SLEDCABINETIWQ

COLOUR Stainless Steel

KELVINS 3000K

LUMENS 70lm


WATTS 1W



IP RATING



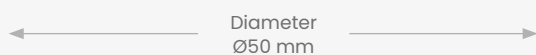
WARRANTY



Sled Recessed Ultra Slim Round



MORE INFO



APPLICATION Residential, Interior

BEAM ANGLE 160°

CABLE 1m

DRIVER Separate 12V DC driver required, refer page 77

IP RATING 20

MATERIAL 316 Stainless steel & polycarbonate

MOUNT Recessed

TECH Integrated LED

VOLTAGE 12V DC

WARRANTY 2 years

OPTIONS



CODE SLEDCABINET1WR

COLOUR Stainless Steel

KELVINS 3000K

LUMENS 70lm

WATTS 1W

C cabinet



IP RATING



WARRANTY

Sled Dual Mount Surface or Recessed

APPLICATION

Commercial / Residential
Interior

BEAM ANGLE 160°

CRI >80

CABLE 1 m

DRIVER Separate 350mA driver
required, refer page 80

IP RATING 20


MATERIAL Polycarbonate

MOUNT Recessed or surface
(remove surface mount ring
for recessed)

TECH Integrated LED

VOLTAGE 350mA

WARRANTY 2 years



Front face
Ø78 mm



MORE INFO

OPTIONS



CODE SLEDCABINET3W-SL

COLOUR Silver

KELVINS 3000K

LUMENS 220lm

WATTS 3 x 1W



Image uses Sled
Recessed Ultra Slim
Round, refer page 66.



Com





ponents

Fix, don't throw away

We offer a range of components used to convert, upgrade or fix your luminaries to extend their life.

LED MODULES Upgrade older ceiling or wall lights to LED. No driver required.

LAMP HOLDERS Repair light fixtures and make them function like new.

DRIVERS Extend the life of your fitting or upgrade to LED easily by using our driver range.



C Components



DIMMABLE



WARRANTY

Conversion Modules Small

COLOUR TEMP Fixed colour, refer kelvins

CRI >80

DIMMABLE Yes

DRIVER Not required

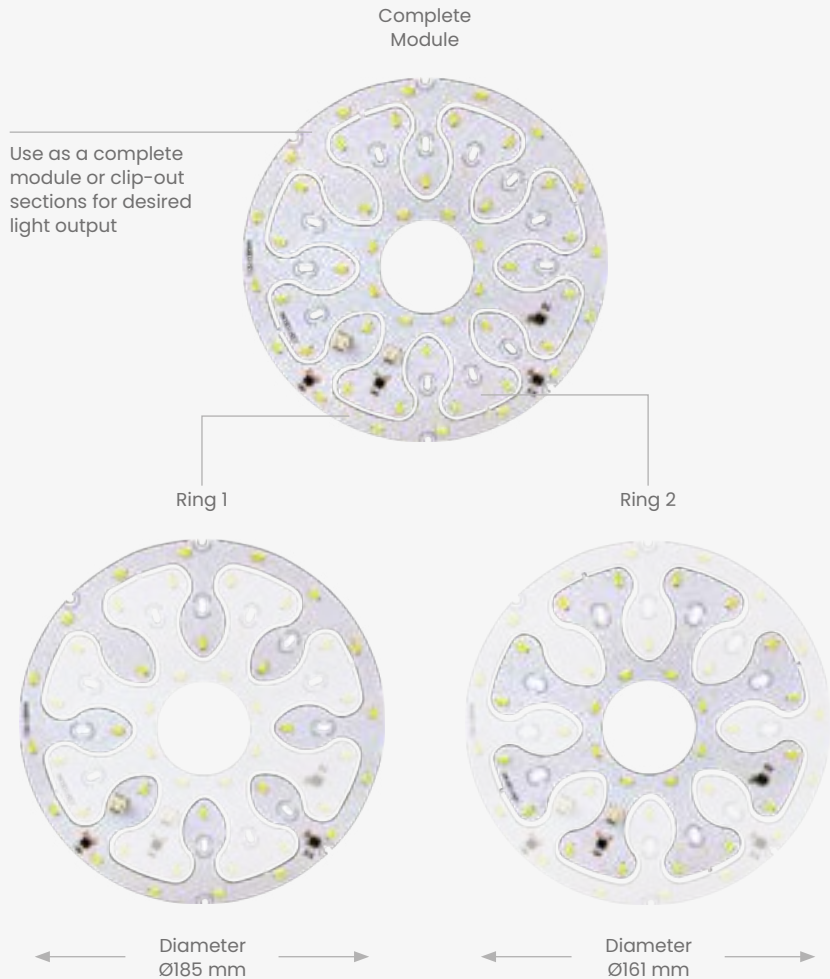
TECH SMD LED

VOLTAGE 230

WARRANTY 2 years

Convert 230V Halogen, Fluorescent & Incandescent light fittings to LED with a Conversion Module. Sold as complete modules. Complete with cable accessories.

*No dimmer required when converting from older technologies.



MORE INFO

OPTIONS

CODE	LEDMODULE-S3K	LEDMODULE-S4K
KELVINS	3000K	4000K
LUMENS	Ring 1 = 960lm Ring 2 = 960lm Total = 1920lm	Ring 1 = 1080lm Ring 2 = 1080lm Total = 2160lm
LUMENS P/W	80lm	90lm
SIZE	Small	Small
WATTS	Ring 1 = 12 Ring 2 = 12 Total = 24	Ring 1 = 12 Ring 2 = 12 Total = 24



DIMMABLE



WARRANTY

C components

Conversion Modules Large

COLOUR TEMP Fixed colour, refer kelvins

CRI >80

DIMMABLE Yes

DRIVER Not required

TECH SMD LED

VOLTAGE 230

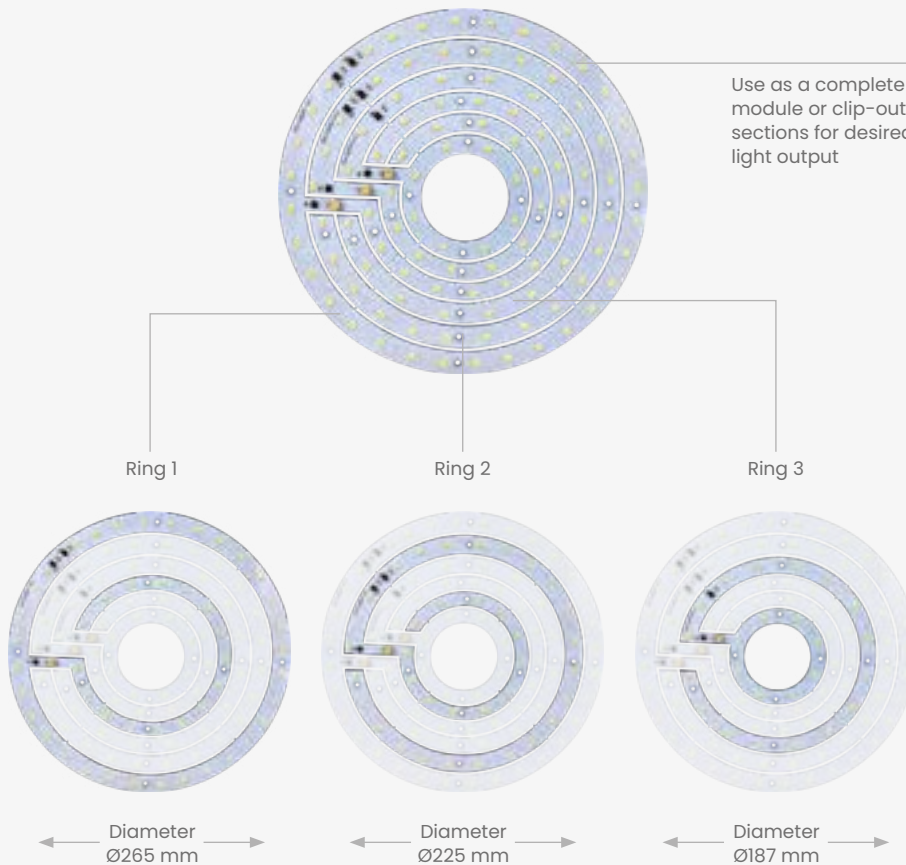
WARRANTY 2 years

Convert 230V Halogen, Fluorescent & Incandescent light fittings to LED with a Conversion Module. Sold as complete modules. Complete with cable accessories.

*No dimmer required when converting from older technologies.

Complete Module

Use as a complete module or clip-out sections for desired light output



MORE INFO

Multiple fixing points for ease of installation

OPTIONS

CODE	LEDMODULE-L3K	LEDMODULE-L4K
KELVINS	3000K	4000K
LUMENS	Ring 1 = 1920lm Ring 2 = 1440lm Ring 3 = 960lm Total = 4320lm	Ring 1 = 2160lm Ring 2 = 1620lm Ring 3 = 1080lm Total = 4860lm
LUMENS P/W	80lm	90lm
SIZE	Large	Large
WATTS	Ring 1 = 24lm Ring 2 = 18lm Ring 3 = 12lm Total = 54lm	Ring 1 = 24lm Ring 2 = 18lm Ring 3 = 12lm Total = 54lm

C

Components

2
YEAR

WARRANTY

Lighting Cable

FINISH Silver strands in a clear sheath cable

INFORMATION

230V 0.8mm²
180° Celsius
18 AWG
0.75mm²

VOLTAGE 230V

WARRANTY 2 years

2 - Core



Diameter
Ø4.6 mm

3 - Core



Diameter
Ø5.0 mm



MORE INFO

OPTIONS



CODE	CABLECL2	CABLECL3
LENGTH	Sold per 1M	Sold per 1M
TYPE	2 - Core	3 - Core (2 - Core + Earth)

2
YEAR

WARRANTY

C
Components

Lamp Holders

VOLTAGE 230V

WARRANTY 2 years

Round - 12V



Round - 230V



Rectangular



MORE INFO

OPTIONS



CODE	LHR500	LHR500B	LHGU1050W	LHGU1050WB	LHQ300	LHQ300B
CABLE LENGTH (MM)	500	500	300	300	300	300
SHAPE	Round	Round	Round	Round	Rectangular	Rectangular
TYPE	GU5.3	GU5.3	GU10	GU10	GU5.3	GU5.3
UNITS	Single	25 Bundle	Single	25 Bundle	Single	25 Bundle
VOLTAGE	12V	12V	230V	230V	12V	12V
WATTS	50W Max	50W Max	50W Max	50W Max	50W Max	50W Max

C components



IP RATING



DIMMABLE



WARRANTY

Smart Downlight Driver

SIA TGA Range

DRIVER TYPE Constant current smart control electronic LED Driver

DIMMABLE Yes, refer to compatibility download online

IP RATING 20

MATERIAL Polycarbonate

OPERATING TEMP -20°C to 45°C

PRI 200–240V - 47/63Hz

TECHNOLOGY PLATFORM
Google / Alexa / Tuya

WARRANTY 5 years

Suitable with GEOLED downlight range.

Google home, Alexa and Tuya compatible



*Actual driver not shown.

OPTIONS



CODE	ST10	ST13	ST15
CLASS	II	II	II
COVERAGABLE	Yes	Yes	Yes
HEIGHT	29 mm	29 mm	29 mm
LENGTH	125 mm	125 mm	125 mm
OUTPUT CURRENT	220Ma	280Ma	350Ma
OUTPUT VOLTAGE	27–40V	27–40V	27–40V
WATTS	8.8W Max	11.2W Max	14W Max
WIDTH	45 mm	45 mm	45 mm



IP RATING



DIMMABLE



WARRANTY

C Components

Smart Downlight Driver SIA BD Range



*Actual driver not shown.

DRIVER TYPE Constant current smart control electronic LED Driver

DIMMABLE Yes, refer to compatibility download online

IP RATING 20

MATERIAL Polycarbonate

OPERATING TEMP -20°C to 45°C

PRI 200-240V - 47/63Hz

TECHNOLOGY PLATFORM
DALI 2

WARRANTY 5 years

*Actual driver not shown.

OPTIONS



CODE	SB10	SB20	SB40
CLASS	II	II	II
COVERAGABLE	No	No	No
HEIGHT	30 mm	30 mm	31 mm
LENGTH	97 mm	9.5 mm	123 mm
OUTPUT CURRENT	150~250mA	300~450 Ma	600~1100 Ma
OUTPUT VOLTAGE	3~42V	3~42V	3~42V
WATTS	10.5W Max	18W Max	42W Max
WIDTH	44 mm	44 mm	79 mm

C

Components



IP RATING



WARRANTY

Driver

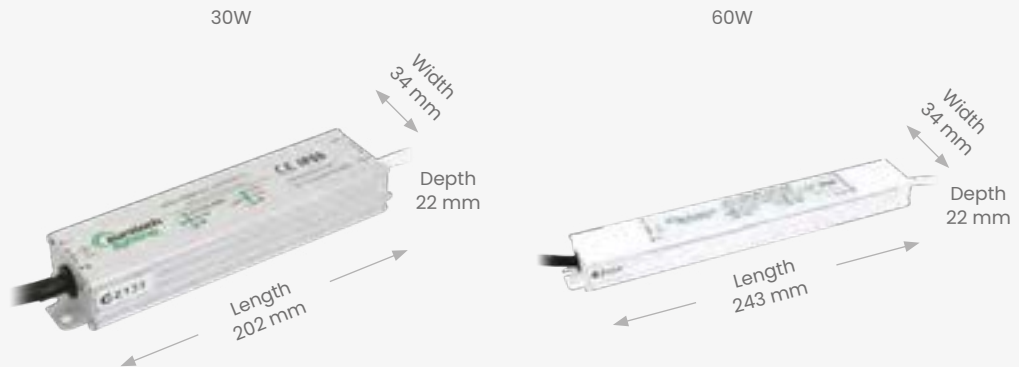
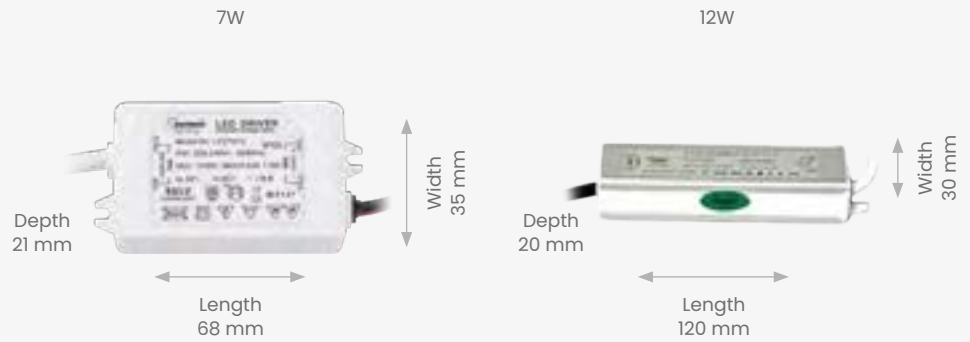
Constant Voltage

12V DC

IP RATING 66


VOLTAGE 12V DC
constant voltage

WARRANTY 2 years



MORE INFO

OPTIONS



CODE	LED7W12	LED12W12V	LED30W12	LED60W12
INFORMATION	200mm Double-insulated 230V cables, 200mm Secondary 12V cables	1.5m 230V input cable with 3-pin plug	2.0m 230V cable with 3-pin plug, 1.0m 12V cable	2.0m 230V cable with 3-pin plug, 1.0m 12V cable
TYPE	7W	12W	30W	60W
WATTS	7.5W Max	12W Max	30W Max	60W Max



IP RATING



WARRANTY

C Components

7W



12W



Driver Constant Voltage 24V DC

IP RATING 66


VOLTAGE 24V DC
constant voltage

WARRANTY 2 years

30W




60W



MORE INFO

OPTIONS



CODE	LED7W24	LED12W24V	LED30W24	LED60W24
INFORMATION	200mm Double-insulated 230V cables, 200mm Secondary 24V cables	1.5m 230V input cable with 3-pin plug	2.0m 230V cable with 3-pin plug, 1.0m 24V cable	2.0m 230V cable with 3-pin plug, 1.0m 24V cable
TYPE	7W	12W	30W	60W
WATTS	7.5W Max	12W Max	30W Max	60W Max

C components

2
YEAR

WARRANTY

Electronic Halogen & Retrofit LED Transformer

APPLICATION

Residential
Exterior

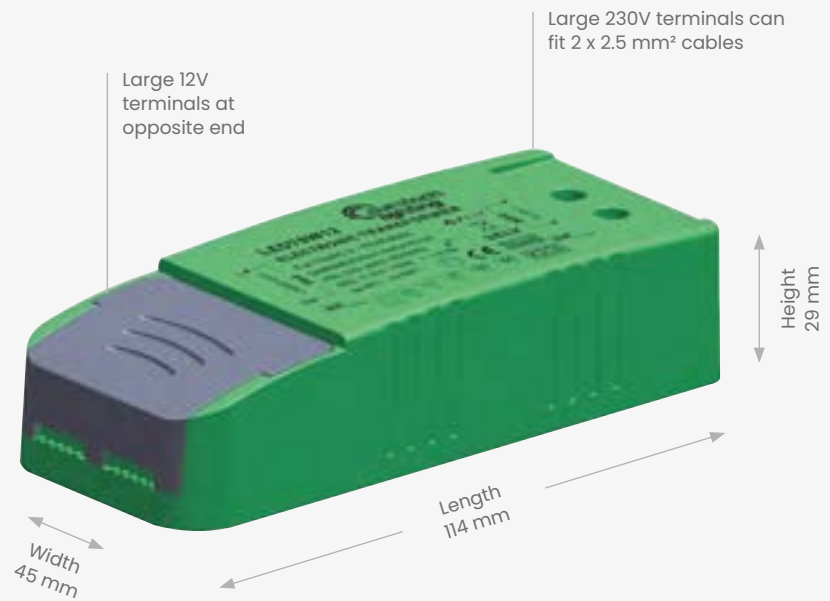
DIMMABLE Halogen dimmable only, refer to compatibility download online

POWER FACTOR >0.9

VOLTAGE 12V AC


WARRANTY 2 years

Ideal for halogen downlight installations to replace halogen lamps with retrofit LEDs.



MORE INFO

OPTIONS



CODE

LED70W12

WATTS (MAX)

3-20W LED retrofit lamp loads
0-70W Halogen lamp loads

2
YEAR

WARRANTY

C
Components

Constant Current Driver 350mA LED



DIMMABLE No

POWER FACTOR >0.5

PRI 220-240V - 50/60Hz

SEC 16VDC Max. 0.35A 4W

TA -20°C > 75°C

VOLTAGE 350mA

WARRANTY 2 years



MORE INFO

OPTIONS



CODE LED350MA4W

WATTS 4W Max

C Components

Minnie Driver 650mA LED

DIMMABLE Yes, refer to compatibility download online

OPERATING TEMP -20°C to 50°C

POWER FACTOR >0.90

PRI 220-240V - 50/60Hz

WARRANTY 2 years



DIMMABLE



WARRANTY



Includes junction box, will run 2-6 Minnie 3Ws, refer page 64



MORE INFO

OPTIONS



CODE	MINID
WATTS	18W Max



IP RATING



WARRANTY

C Components

Wire-wound Transformer

DIMMABLE Yes, with compatible dimmer

IP RATING 67

POWER FACTOR >0.9

TECH Suitable for use with 12V AC LED or halogen lamps

VOLTAGE 12V AC

WARRANTY 2 years

IMPORTANT If mounting TH series transformers inground DO NOT install with soil packed around the transformer. Best installed in a water meter box. We recommend to complete a flood test on the box - the water should drain away within 30 mins. If it does not, create adequate free-flowing drainage. Not suitable for use in any situation with persistent submersion.



MORE INFO

OPTIONS



CODE	TH13-50VA	TH13-100VA	TH13-150VA	TH14-200VA	TH14-300VA	TH14-400VA
	TH13	TH13	TH13	TH14	TH14	TH14
WATTS	50VA Max	100VA Max	150VA Max	200VA Max	300VA Max	400VA Max

Down- lights

The key to a good downlight is in its geometry and construction, with size, light output, style, colour and placement providing the overall look and function to a space.

We were one of the first local lighting companies to manufacture LED fittings for New Zealand. Our downlights are well proven and popular with sparkies for their design characteristics and build quality.



Reduce Glare

Where your eye level is lower, in areas such as a lounge, consider a low-glare downlight – their deep recess and tight beam angle lights room surfaces without producing uncomfortable glare. Refer page 99.

True Colour Clarity

Colour Rendering Index (CRI) is the measurement of colour clarity. A CRI of between 90 and 100 is close to daylight in colour rendering, which is considered “true” colour. Higher CRI is best for task lighting in kitchens and retail store displays. For general lighting in living spaces, look at a CRI of 80 to 90 to create a relaxing ambience.



Right downlight, right place

Contact one of our lighting advisors for help selecting the perfect downlight model and layout for every room.

One look, multiple sizes

Our GEOLED range offers cut-out sizes ranging from 67mm to 208mm, and the front face from 85mm to 227mm, to give you greater control over the amount of light in each space while maintaining the same fitting design aesthetic throughout.

D Downlights



IP RATING



DIMMABLE



CLASS 3



WARRANTY

GeoLED GEO10 CRI80

APPLICATION

Commercial / Residential
Interior / Exterior

BEAM ANGLE 90°

CLASS 3

COLOUR TEMP Fixed colour & tri-colour switchable options available, refer kelvins

CRI >80

DIMMABLE Yes, refer compatibility download online

DRIVER Replaceable & coverable

IP RATING 44

L70 54,000hrs

MATERIAL Aluminium, corrosion resistant A6063 alloy

MOUNT Recessed

RATING IC-F / IC-4

TECH Integrated SMD LED

VOLTAGE 230V

WARRANTY 5 years



MORE INFO

OPTIONS



CODE	ICDLR10W3K-WH	ICDLR104K-WH	ICDLR10WCCT-WH	ICDLR10WCCT-SL	ICDLR10WCCT-BLK	ICDLR10WCCT-BCH
COLOUR	White	White	White	Silver	Black	Brushed Chrome**
KELVINS	3000K*	4000K*	3000K / 4000K / 6000K	3000K / 4000K / 6000K	3000K / 4000K / 6000K	3000K / 4000K / 6000K
LUMENS	740lm	760lm	736lm / 776lm / 756lm	736lm / 776lm / 756lm	736lm / 776lm / 756lm	736lm / 776lm / 756lm
WATTS	10W	10W	9.8W	9.8W	9.8W	9.8W

*DALI dimming upgrade available for 4K and 3K models.

**Not suitable for exterior.



IP RATING



DIMMABLE



CLASS 3



WARRANTY

D Downlights

GeoLED GEO10 CRI90

APPLICATION

Commercial / Residential
Interior / Exterior

BEAM ANGLE 90°

CLASS 3

COLOUR TEMP Tri-colour
switchable, refer kelvins

CRI >90

DIMMABLE Yes, refer
compatibility download online

DRIVER Replaceable
& coverable

IP RATING 44

L70 54,000hrs

MATERIAL Aluminium,
corrosion resistant A6063 alloy

MOUNT Recessed

RATING IC-F / IC-4

TECH Integrated SMD LED

VOLTAGE 230V

WARRANTY 5 years

Cut-out
Ø67-75 mm



Height
35 mm

Front face
Ø85 mm



MORE INFO

OPTIONS



CODE	ICDLR1090-WH	ICDLR1090-SL	ICDLR1090-BLK	ICDLR1090-BCH
COLOUR	White	Silver	Black	Brushed Chrome*
KELVINS	3000K / 4000K / 6000K	3000K / 4000K / 6000K	3000K / 4000K / 6000K	3000K / 4000K / 6000K
LUMENS	630lm / 660lm / 640lm	630lm / 660lm / 640lm	630lm / 660lm / 640lm	630lm / 660lm / 640lm
WATTS	9.8W	9.8W	9.8W	9.8W

*Not suitable for exterior.

D Downlights



IP RATING



DIMMABLE



CLASS 3



WARRANTY

GeoLED GEO12 CRI80

APPLICATION

Commercial / Residential
Interior / Exterior

BEAM ANGLE 90°

CLASS 3

COLOUR TEMP Fixed colour & tri-colour switchable options available, refer kelvins

CRI >80

DIMMABLE Yes, refer compatibility download online

DRIVER Replaceable & coverable

IP RATING 44

L70 54,000hrs

MATERIAL Aluminium, corrosion resistant A6063 alloy

MOUNT Recessed

RATING IC-F / IC-4

TECH Integrated SMD LED

VOLTAGE 230V

WARRANTY 5 years



MORE INFO

OPTIONS



CODE	ICDLR12W3K-WH	ICDLR12W4K-WH	ICDLR12WCCT-WH	ICDLR12W CCT-BLK	ICDLR12WCCT-SL	ICDLR12WCCT-BCH
COLOUR	White	White	White	Black	Silver	Brushed Chrome*
KELVINS	3000K	4000K	3000K / 4000K / 6000K	3000K / 4000K / 6000K	3000K / 4000K / 6000K	3000K / 4000K / 6000K
LUMENS	1020lm	1040lm	1020lm / 1060lm / 1040lm	1020lm / 1060lm / 1040lm	1020lm / 1060lm / 1040lm	1020lm / 1060lm / 1040lm
WATTS	12W	12W	12W	12W	12W	12W

*Not suitable for exterior.



IP RATING



DIMMABLE



CLASS 3



WARRANTY

D Downlights

GeoLED GEO12 CRI90



APPLICATION

Commercial / Residential
Interior / Exterior

BEAM ANGLE 90°

CLASS 3

COLOUR TEMP Tri-colour
switchable

CRI >90

DIMMABLE Yes, refer
compatibility download online

DRIVER Replaceable
& coverable

IP RATING 44

L70 54,000hrs

MATERIAL Aluminium,
corrosion resistant A6063 alloy

MOUNT Recessed

RATING IC-F / IC-4

TECH Integrated SMD LED

VOLTAGE 230V

WARRANTY 5 years



MORE INFO

OPTIONS



CODE	ICDLR1290-WH	ICDLR1290-BLK	ICDLR1290-SL	ICDLR1290-BCH
COLOUR	White	Black	Silver	Brushed Chrome*
KELVINS	3000K / 4000K / 6000K	3000K / 4000K / 6000K	3000K / 4000K / 6000K	3000K / 4000K / 6000K
LUMENS	870lm / 900lm / 885lm	870lm / 900lm / 885lm	870lm / 900lm / 885lm	870lm / 900lm / 885lm
WATTS	12W	12W	12W	12W

*Not suitable for exterior.

D Downlights



IP RATING



DIMMABLE



CLASS 3



WARRANTY

GeoLED GEO12R Retrofit

APPLICATION

Commercial / Residential
Interior / Exterior

BEAM ANGLE 90°

CLASS 3

COLOUR TEMP Tri-colour
switchable

DIMMABLE Yes, refer
compatibility download online

DRIVER Replaceable
& coverable

IP RATING 44

L70 54,000hrs

MATERIAL Aluminium,
corrosion resistant A6063 alloy

MOUNT Recessed

RATING IC-F / IC-4

RETROFIT MODEL Easily
upgrade older downlights

TECH Integrated SMD LED

VOLTAGE 230V

WARRANTY 5 years



MORE INFO

OPTIONS



CODE	ICDLR12512WCCT-WH	ICDLR12512WCCT-BCH	ICDLR12R90-WH	ICDLR12R90-BCH
COLOUR	White	Brushed Chrome*	White	Brushed Chrome*
CRI	>80	>80	>90	>90
KELVINS	3000K / 4000K / 6000K	3000K / 4000K / 6000K	3000K / 4000K / 6000K	3000K / 4000K / 6000K
LUMENS	1020lm / 1060lm / 1040lm	1020lm / 1060lm / 1040lm	870lm / 900lm / 885lm	870lm / 900lm / 885lm
WATTS	12W	12W	12W	12W

*Not suitable for exterior.

*Not suitable for exterior.



IP RATING



DIMMABLE



CLASS 3



WARRANTY

D Downlights

GeoLED GEO15R Retrofit



APPLICATION

Commercial / Residential
Interior / Exterior

BEAM ANGLE 90°

CLASS 3

COLOUR TEMP Tri-colour
switchable

DIMMABLE Yes, refer
compatibility download online

DRIVER Replaceable
& coverable

IP RATING 44

L70 54,000hrs

MATERIAL Aluminium,
corrosion resistant A6063 alloy

MOUNT Recessed

RATING IC-F / IC-4

RETROFIT MODEL Easily
upgrade older downlights

TECH Integrated SMD LED

VOLTAGE 230V

WARRANTY 5 years



MORE INFO

OPTIONS



CODE	ICDLR16015WCCT-WH	ICDLR16015WCCT-BCH	ICDLR15R90-WH	ICDLR15R90-BCH
COLOUR	White	Brushed Chrome*	White	Brushed Chrome*
CRI	>80	>80	>90	>90
KELVINS	3000K / 4000K / 6000K	3000K / 4000K / 6000K	3000K / 4000K / 6000K	3000K / 4000K / 6000K
LUMENS	1200lm / 1300lm / 1250lm	1200lm / 1300lm / 1250lm	1020lm / 1105lm / 1060lm	1020lm / 1105lm / 1060lm
WATTS	15.3W	15.3W	15.3W	15.3W

*Not suitable for exterior.

*Not suitable for exterior.

D Downlights

GeoLED GEOCTA Wireless Remote Controlled

APPLICATION

Commercial / Residential
Interior / Exterior

BEAM ANGLE 90°

CLASS 3

COLOUR TEMP Adjust colour temperature from your wireless remote (sold separately)

CRI >80

DIMMABLE Yes, with wireless remote control only (sold separately)

DRIVER Replaceable & coverable

IP RATING 44

L70 54,000hrs

MATERIAL Aluminium, corrosion resistant A6063 alloy

MOUNT Recessed

RATING IC-F / IC-4

RETROFIT MODEL Easily upgrade older downlights

TECH Integrated SMD LED

VOLTAGE 230V

WARRANTY 5 years



IP RATING



DIMMABLE



CLASS 3



WARRANTY



MORE INFO

OPTIONS



CTA REMOTE
Wifi remote control
up to 40 Downlights
(Sold Separately)



CODE	ICDLR12WCTA-WH	ICDLR12512WCTA-WH	CTAREMOTE
COLOUR	White	White	White
KELVINS	3000K-6000K	3000K-6000K	-
LUMENS	980lm @ 3000K	1020lm @ 3000K	-
SIZE	Small	Large	-
WATTS	12W / 15W	12W / 15W	-

Image uses
GeoLED GEOT Tilttable,
refer page 97.



D Downlights



IP RATING



DIMMABLE



CLASS 3



WARRANTY

GeoLED GEO20 CRI80

APPLICATION

Commercial / Residential
Interior / Exterior

BEAM ANGLE 90°

CLASS 3

COLOUR TEMP Fixed colour,
refer kelvins

CRI >80

DIMMABLE Yes, refer
compatibility download online

DRIVER Replaceable
& coverable

IP RATING 44

L70 54,000hrs

MATERIAL Aluminium,
corrosion resistant A6063 alloy

MOUNT Recessed

RATING IC-F / IC-4

TECH Integrated SMD LED

VOLTAGE 230V

WARRANTY 5 years



MORE INFO

OPTIONS



CODE	ICDLR20W3K-WH	ICDLR20W4K-WH	ICDLR20W3K-BCH	ICDLR20W4K-BCH
COLOUR	White	White	Brushed Chrome*	Brushed Chrome*
KELVINS	3000K	4000K	3000K	4000K
LUMENS	1877lm	2014lm	1877lm	2014lm
WATTS	20W	20W	20W	20W

*Not suitable for exterior.

*Not suitable for exterior.



IP RATING



DIMMABLE



CLASS 3



WARRANTY

D Downlights

GeoLED GEO40 Fixed CRI80



APPLICATION

Commercial / Residential
Interior / Exterior

BEAM ANGLE 90°

CLASS 3

COLOUR TEMP Fixed colour,
refer kelvins

CRI >80

DIMMABLE Yes, refer
compatibility download online

DRIVER Replaceable

IP RATING 44

L70 54,000hrs

MATERIAL Aluminium,
corrosion resistant A6063 alloy

MOUNT Recessed

POWER FACTOR >0.9

RATING IC-F / IC-4

TECH Integrated SMD LED

VOLTAGE 230V

WARRANTY 5 years



MORE INFO

OPTIONS



CODE ICDLR40W4K-WH

COLOUR White

KELVINS 4000K

LUMENS 4000lm

WATTS 40W

D Downlights



IP RATING



DIMMABLE



CLASS 3



WARRANTY

GeoLED GEO12S Square CRI80

APPLICATION

Commercial / Residential
Interior / Exterior

BEAM ANGLE 90°

CLASS 3

COLOUR TEMP Tri-colour
switchable

CRI >80

DIMMABLE Yes, refer
compatibility download online

DRIVER Replaceable
& coverable

IP RATING 44

L70 54,000hrs

MATERIAL Aluminium,
corrosion resistant A6063 alloy

MOUNT Recessed

RATING IC-F / IC-4

TECH Integrated SMD LED

VOLTAGE 230V

WARRANTY 5 years



MORE INFO

OPTIONS



CODE	ICDLS12WCCT-WH	ICDLS12WCCT-BLK	ICDLS12WCCT-SL	ICDLS12WCCT-BCH
COLOUR	White	Black	Silver	Brushed Chrome*
KELVINS	3000K / 4000K / 6000K	3000K / 4000K / 6000K	3000K / 4000K / 6000K	3000K / 4000K / 6000K
LUMENS	1020lm / 1060lm / 1040lm	1020lm / 1060lm / 1040lm	1020lm / 1060lm / 1040lm	1020lm / 1060lm / 1040lm
WATTS	12.2W	12.2W	12.2W	12.2W

*Not suitable for exterior.



IP RATING



DIMMABLE



CLASS 3



WARRANTY

D Downlights

GeoLED GEO12S Square CRI90



- APPLICATION**
Commercial / Residential
Interior / Exterior
- BEAM ANGLE** 90°
- CLASS** 3
- COLOUR TEMP** Tri-colour
switchable
- CRI** >90
- DIMMABLE** Yes, refer
compatibility download online
- DRIVER** Replaceable
& coverable
- IP RATING** 44
- L70** 54,000hrs
- MATERIAL** Aluminium,
corrosion resistant A6063 alloy
- MOUNT** Recessed
- RATING** IC-F / IC-4
- TECH** Integrated SMD LED
- VOLTAGE** 230V
- WARRANTY** 5 years



MORE INFO

OPTIONS



CODE	ICDLS1290-WH	ICDLS1290-BLK	ICDLS1290-SL	ICDLS1290-BCH
COLOUR	White	Black	Silver	Brushed Chrome*
KELVINS	3000K / 4000K / 6000K	3000K / 4000K / 6000K	3000K / 4000K / 6000K	3000K / 4000K / 6000K
LUMENS	865lm / 900lm / 885lm	865lm / 900lm / 885lm	865lm / 900lm / 885lm	865lm / 900lm / 885lm
WATTS	12.2W	12.2W	12.2W	12.2W

*Not suitable for exterior.

D Downlights



IP RATING



DIMMABLE



CLASS 3



WARRANTY

GeoLED GEOT Tiltable CRI80

APPLICATION

Commercial / Residential
Interior

BEAM ANGLE 90°

CLASS 3

COLOUR TEMP Tri-colour
switchable

CRI >80

DIMMABLE Yes, refer
compatibility download online

DRIVER Replaceable
& coverable

IP RATING 44

L70 54,000hrs

MATERIAL Aluminium,
corrosion resistant A6063 alloy

MOUNT Recessed

RATING IC-F / IC-4

TECH Integrated SMD LED

TILT ANGLE 30°

VOLTAGE 230V

WARRANTY 5 years



MORE INFO

OPTIONS



CODE	ICDLT13WCCT-WH	ICDLT13WCCT-BCH	ICDLT13WCCT-BLK
COLOUR	White	Brushed Chrome*	Black
KELVINS	3000K / 4000K / 6000K	3000K / 4000K / 6000K	3000K / 4000K / 6000K
LUMENS	980lm / 1020lm / 1000lm	980lm / 1020lm / 1000lm	980lm / 1020lm / 1000lm
WATTS	13W	13W	13W

*Not suitable for exterior.



IP RATING



DIMMABLE



CLASS 3



WARRANTY

D Downlights

GeoLED GEOT Tiltable CRI90



APPLICATION

Commercial / Residential Interior

BEAM ANGLE 90°

CLASS 3

COLOUR TEMP Tri-colour switchable

CRI >90

DIMMABLE Yes, refer compatibility download online

DRIVER Replaceable & coverable

IP RATING 44

L70 54,000hrs

MATERIAL Aluminium, corrosion resistant A6063 alloy

MOUNT Recessed

RATING IC-F / IC-4

TECH Integrated SMD LED

TILT ANGLE 30°

VOLTAGE 230V

WARRANTY 5 years



MORE INFO

OPTIONS



CODE	ICDLT1390-WH	ICDLT1390-BCH	ICDLT1390-BLK
COLOUR	White	Brushed Chrome*	Black
KELVINS	3000K / 4000K / 6000K	3000K / 4000K / 6000K	3000K / 4000K / 6000K
LUMENS	830lm / 865lm / 850lm	830lm / 865lm / 850lm	830lm / 865lm / 850lm
WATTS	13W	13W	13W

*Not suitable for exterior.

D Downlights



IP RATING



DIMMABLE



CLASS 3



WARRANTY

GeoLED GEO12LG Low Glare

APPLICATION

Commercial / Residential
Interior / Exterior

BEAM ANGLE 80°

CLASS 3

COLOUR TEMP Tri-colour
switchable

DIMMABLE Yes, refer
compatibility download online

DRIVER Replaceable
& coverable

IP RATING 44

L70 54,000hrs

LOW GLARE Deep recess lens,
reduces unwanted glare

MATERIAL Aluminium

MOUNT Recessed

RATING IC-F / IC-4

TECH Integrated SMD LED

VOLTAGE 230V

WARRANTY 5 years



MORE INFO

OPTIONS



CODE	LGDL12WCCT-WH	LGDL1290-WH
COLOUR	White	White
CRI	>80	>90
KELVINS	3000K / 4000K / 6000K	3000K / 4000K / 6000K
LUMENS	816lm / 900lm / 840lm	700lm / 765lm / 715lm
WATTS	12W	12W



IP RATING



DIMMABLE



CLASS 3



WARRANTY

D Downlights

GeoLED GEO15LG Low Glare



APPLICATION

Commercial / Residential
Interior / Exterior

BEAM ANGLE 80°

CLASS 3

COLOUR TEMP Tri-colour
switchable

DIMMABLE Yes, refer
compatibility download online

DRIVER Replaceable
& coverable

IP RATING 44

L70 54,000hrs

LOW GLARE Deep recess lens,
reduces unwanted glare

MATERIAL Aluminium

MOUNT Recessed

POWER FACTOR >0.9

RATING IC-F / IC-4

TECH Integrated SMD LED

VOLTAGE 230V

WARRANTY 5 years



MORE INFO

OPTIONS



CODE	LGDLI5WCCT-WH	LGDLI590-WH
COLOUR	White	White
CRI	>80	>90
KELVINS	3000K / 4000K / 6000K	3000K / 4000K / 6000K
LUMENS	1050lm / 1200lm / 1125lm	890lm / 1020lm / 960lm
WATTS	15W	15W

D Downlights

GeoLED GEOLG Low Glare

APPLICATION

Commercial / Residential
Interior

BEAM ANGLE 75°

CLASS 3

CRI >80

DIMMABLE Yes, refer
compatibility download online

DRIVER Replaceable
& coverable

IP RATING 44

L70 54,000hrs

LOW GLARE Deep recess lens,
reduces unwanted glare

MATERIAL Aluminium with
black chrome reflector

MOUNT Recessed

RATING IC-F / IC-4

TECH Integrated SMD LED

VOLTAGE 230V

WARRANTY 3 years



IP RATING



DIMMABLE



CLASS 3



WARRANTY



MORE INFO

OPTIONS



CODE	LGDL20W4K-WH	LGDL40W4K-WH
COLOUR	White with black chrome reflector	White with black chrome reflector
KELVINS	4000K	4000K
LUMENS	1800lm	3600lm
WATTS	20W	40W



IP RATING



DIMMABLE



CLASS 3



WARRANTY

D Downlights

Allure A503 Low Glare



MORE INFO

APPLICATION

Commercial / Residential Interior

BEAM ANGLE 35°

CLASS 3

CRI >80

DIMMABLE Yes, refer compatibility download online

DRIVER Replaceable & coverable

IP RATING 20

L70 54,000hrs

LOW GLARE Deep recess lens, reduces unwanted glare

MATERIAL Aluminium

MOUNT Recessed

RATING IC-F / IC-4

TECH Integrated COB LED

TRI-KELVIN Switchable

VOLTAGE 230V

WARRANTY 5 years

OPTIONS



CODE	NRLG10WCCT-WH	NRLG10WCCT-WB
COLOUR	White	White & Black
KELVINS	3000K / 4000K / 6000K	3000K / 4000K / 6000K
LUMENS	700lm / 800lm / 750lm	600lm / 680lm / 630lm
WATTS	10W	10W

D Downlights



IP RATING



DIMMABLE



CLASS 3



WARRANTY

Allure A502 Pinhole

APPLICATION

Commercial / Residential Interior

BEAM ANGLE 30°

CLASS 3

COLOUR TEMP Tri-colour switchable

DIMMABLE Yes, refer compatibility download online

DRIVER Replaceable & coverable

IP RATING 20

L70 54,000hrs

MATERIAL Aluminium

MOUNT Recessed

RATING IC-F / IC-4

TECH Integrated SMD LED

VOLTAGE 230V

WARRANTY 5 years



MORE INFO

OPTIONS



CODE	PHDL10WCCT-WH	PHDL10WCCT-BLK	PHDL1090-WH	PHDL1090-BLK
COLOUR	White	Black	White	Black
CRI	>80	>80	>90	>90
KELVINS	3000K / 4000K / 6000K	3000K / 4000K / 6000K	3000K / 4000K / 6000K	3000K / 4000K / 6000K
LUMENS	600lm / 680lm / 630lm	600lm / 680lm / 630lm	510lm / 575lm / 535lm	510lm / 575lm / 535lm
WATTS	10W	10W	10W	10W



IP RATING



DIMMABLE



CLASS 3



WARRANTY

D Downlights

Allure Tiltable



APPLICATION

Commercial / Residential Interior

BEAM ANGLE 30°

CLASS 3

COLOUR TEMP Fixed colour, refer kelvins

CRI >80

DIMMABLE Yes, refer compatibility download online

DRIVER Replaceable & coverable

IP RATING 40

L70 54,000hrs

MATERIAL Aluminium, corrosion resistant A6063 alloy

MOUNT Recessed

RATING IC-F / IC-4

TECH Integrated SMD LED

TILT ANGLE 45° (Gimbal 355°)

VOLTAGE 230V

WARRANTY 5 years



MORE INFO



OPTIONS

CODE ICDLRG13W3K

COLOUR White

KELVINS 3000K

LUMENS 960lm

WATTS 13W

D Downlights

Eminence Fixed Surface Mount

APPLICATION

Commercial / Residential
Interior

BEAM ANGLE 24°

CLASS 3

CRI >80

DIMMABLE Yes, refer
compatibility download online

DRIVER Built-in

IP RATING 20

L70 54,000hrs

MATERIAL Aluminium

MOUNT Surface

RATING IC-F / IC-4

TECH Integrated SMD LED

VOLTAGE 230V

WARRANTY 3 years



IP RATING



DIMMABLE



CLASS 3



WARRANTY

Small



Large



MORE INFO

OPTIONS



CODE	SMDL7W3K-WH	SMDL7W3K-BLK	SMDL12W3K-WH	SMDL12W3K-BLK
COLOUR	White	Black	White	Black
KELVINS	3000K	3000K	3000K	3000K
LUMENS	490lm	490lm	840lm	840lm
SIZE	Small	Small	Large	Large
WATTS	7W	7W	12W	12W



IP RATING



DIMMABLE



CLASS 3



WARRANTY

D Downlights

Aurora Tiltable



APPLICATION

Commercial Interior

BEAM ANGLE 90°

CLASS 3

CRI >80

DIMMABLE Yes, refer compatibility download online

DRIVER Replaceable

IP RATING 20

L70 36,000hrs

MATERIAL Corrosion resistant A6063 alloy

MOUNT Recessed

RATING IC-F / IC-4

TECH Integrated SMD LED

TILT ANGLE 60°

VOLTAGE 230V

WARRANTY 5 years



MORE INFO

OPTIONS



CODE	SHOPDL40W4K-WH
COLOUR	White
KELVINS	4000K
LUMENS	3900K
WATTS	40W

Flood- lights

Use floodlights for primary accent lighting of landscapes, decks, driveways and footpaths. We offer options from 10W to 200W, in either microwave or PIR sensors, or without sensor.





100W IP65

F Floodlights

EconLED Domestic Flood Non-sensor

APPLICATION

Residential
Exterior

BEAM ANGLE 120°

CRI >75

DIMMABLE No

DRIVER Integral

IP RATING 65

MATERIAL Powder coated
aluminium

MOUNT Surface

POWER FACTOR >0.9

TECH Integrated LED

VOLTAGE 230V

WARRANTY 3 years




IP RATING



WARRANTY

Small



Medium



Large



MORE INFO

OPTIONS



CODE	LEDFLOOD 10W4K-BLK	LEDFLOOD 20W4K-BLK	LEDFLOOD 30W4K-WH	LEDFLOOD 30W4K-BLK
COLOUR	Black	Black	White	Black
KELVINS	4000K	4000K	4000K	4000K
LUMENS	930lm	2000lm	3000lm	3000lm
SIZE	Small	Medium	Large	Large
WATTS	10W	20W	30W	30W



SENSOR




IP RATING



WARRANTY

F Floodlights

EconLED Domestic Flood Sensor – Microwave

Control sensor sensitivity, lux levels and time delay settings of your LED Floodlights with a hand held remote control



MORE INFO

APPLICATION

Residential
Exterior

BEAM ANGLE 120°

CRI >75

DIMMABLE No

DRIVER Integral

IP RATING 65

MATERIAL Powder coated aluminium

MOUNT Surface

POWER FACTOR >0.9

SENSOR

BUILT-IN microwave sensor

DETECTION DISTANCE 1–8m

TIME 30sec–1hr

TECH Integrated LED

VOLTAGE 230V

WARRANTY 3 years

OPTIONS



CODE	LEDFLOOD 10W4KS-WH	LEDFLOOD 10W4KS-BLK	LEDFLOOD 20W4KS-WH	LEDFLOOD 20W4KS-BLK	LEDFLOOD 30W4KS-WH	LEDFLOOD 30W4KS-BLK
COLOUR	White	Black	White	Black	White	Black
KELVINS	4000K	4000K	4000K	4000K	4000K	4000K
LUMENS	930lm	930lm	2000lm	2000lm	3000lm	3000lm
SIZE	Small	Small	Medium	Medium	Large	Large
WATTS	10W	10W	20W	20W	30W	30W

F Floodlights



SENSOR



IP RATING



WARRANTY

EconLED Domestic Flood Sensor – PIR

APPLICATION

Commercial / Residential Exterior

BEAM ANGLE 110°

CRI >75

DIMMABLE No

DRIVER Integral

IP RATING 65

MATERIAL Powder coated aluminium

MOUNT Surface

POWER FACTOR >0.9

SENSOR

BUILT-IN PIR sensor

DETECTION DISTANCE 1–8m

TIME 30sec–1hr

TECH Integrated LED

VOLTAGE 230V

WARRANTY 3 years

Medium



Large



MORE INFO

OPTIONS



CODE

FLOOD20WPIR

FLOOD30WPIR

COLOUR

Black

Black

KELVINS

4000K

4000K

LUMENS

2000lm

3000lm

SIZE

Medium

Large

WATTS

20W

30W



IP RATING



WARRANTY

F Floodlights

Small



Medium



MORE INFO



OPTIONS

CODE	LEDFLOOD50W4K-BLK	LEDFLOOD100W4K-BLK
COLOUR	Black	Black
KELVINS	4000K	4000K
LUMENS	3600lm	7500lm
SIZE	Small	Medium
WATTS	50W	100W

EconLED Light Commercial Flood Non-sensor

APPLICATION
Light Commercial*
Exterior

BEAM ANGLE 120°

CRI >70

DRIVER Integral

IP RATING 65

MATERIAL Powder coated aluminium

MOUNT Surface

POWER FACTOR >0.9

TECH Integrated LED

VOLTAGE 230V

WARRANTY 2 years

*Max daily operation 12 hours.

Floodlights



IP RATING



WARRANTY

EconLED Light Commercial Flood Non-sensor

APPLICATION

Light Commercial*
Exterior

BEAM ANGLE 120°

CRI >70

DRIVER Integral

IP RATING 65

MATERIAL Powder coated
aluminium

MOUNT Surface

POWER FACTOR >0.9

TECH Integrated LED

VOLTAGE 230V

WARRANTY 2 years

*Max daily operation 12 hours.

Large



X-Large



MORE INFO

OPTIONS



CODE	LEDFLOOD150W4KS-BLK	LEDFLOOD200W4K-BLK
COLOUR	Black	Black
KELVINS	4000K	4000K
LUMENS	11500lm	15000lm
SIZE	Large	X-Large
WATTS	150W	200W



Lamps

Lamps



DIMMABLE



WARRANTY

Decorative LED Filament Spiral

APPLICATION

Residential
Interior

BEAM ANGLE 360°

COLOUR TEMP Fixed colour,
refer kelvins

DIMMABLE Yes

L70 25,000hrs

VOLTAGE 230

WARRANTY 2 years

ST64



Height
140 mm

Diameter
Ø64 mm

G95



Height
140 mm

Diameter
Ø95 mm

P180



Height
320 mm

Diameter
Ø180 mm

G200 - DECO



Height
275 mm

Diameter
Ø200 mm

OPTIONS



CODE	DECOST64B224W	DECOG95E274W	DECOG95B224W	DECOP180B224W	DECOG200E274W	DECOG200B224W
BASE	B22	E27	B22	B22	E27	B22
KELVINS	1800K	1800K	1800K	1800K	1800K	1800K
LUMENS	200lm	200lm	200lm	200lm	200lm	200lm
TYPE	ST64	G95	G95	P180	G200	G200
WATTS	4W	4W	4W	4W	4W	4W



DIMMABLE



WARRANTY

Lamps

Decorative LED Filament Straight

APPLICATION

Residential Interior

BEAM ANGLE 360°

COLOUR TEMP Fixed colour, refer kelvins

DIMMABLE Yes

L70 25,000hrs

VOLTAGE 230


WARRANTY 2 years

P180



Diameter
Ø180 mm

E27 Base*



G200



Diameter
Ø200 mm

B22 Base*



*Not available in all models

OPTIONS



CODE	LEDP180E279W	LEDP180B229W	LEDG200E279W	LEDG200B229W
BASE	B22 / E27	B22 / E27	E27	B22
KELVINS	2700K	2700K	2700K	2700K
LUMENS	800lm	800lm	800lm	800lm
TYPE	P180	P180	G200	G200
WATTS	9W	9W	9W	9W

Lamps



DIMMABLE



WARRANTY

Filament LED

APPLICATION

Interior

BEAM ANGLE 360°

COLOUR TEMP Fixed colour, refer kelvins

DIMMABLE Yes

L70 25,000hrs

VOLTAGE 230

WARRANTY 2 years

*12V version available to convert exterior E27 fittings to 12V.

CANDLE



Diameter
Ø35 mm

Height
100 mm

A60*



Diameter
Ø60 mm

Height
105 mm

ST64



Diameter
Ø64 mm

Height
140 mm

G45



Diameter
Ø45 mm

Height
78 mm

OPTIONS



CODE	LEDCANDLE4W	LEDA60E278W	12VA60E278W	LEDA60B228W	ST64E27	G45E14
BASE	E14	E27	E27	B22	E27	E14
KELVINS	2700K	2700K	2700K	2700K	1800K	3000K
LUMENS	400lm	400lm	400lm	400lm	200lm	700lm
TYPE	CANDLE	A60	A60	A60	ST64	G45
WATTS	4W	8W	8W	8W	4W	6W



DIMMABLE



WARRANTY

Lamps

Filament LED

APPLICATION

Interior

BEAM ANGLE 360°

COLOUR TEMP Fixed colour, refer kelvins

DIMMABLE Yes

L70 25,000hrs

VOLTAGE 230

WARRANTY 2 years

G95



Height
138 mm




Diameter
Ø95 mm

G125



Height
175 mm



Diameter
Ø125 mm

E14 Base*



E27 Base*



B22 Base*



*Not available in all models



OPTIONS

CODE	LEDG95E278W	LEDG95B228W	LEDG125E278W
BASE	E27	B22	E27
KELVINS	2700K	2700K	2700K
LUMENS	400lm	400lm	800lm
TYPE	G95	G95	G125
WATTS	8W	8W	8W

Lamps

LED GU10

BASE GU10

BEAM ANGLE 80°

COLOUR TEMP Fixed colour, refer kelvins

DIMMABLE Yes

L70 50,000hrs

VOLTAGE 230

WARRANTY 2 years




DIMMABLE



WARRANTY

GU10



Top Profile

ECON GU10



Top Profile

OPTIONS



CODE	LED230V7W30K80D	ECON GU107W
KELVINS	3000K	3000K
LUMENS	700lm	500lm
TYPE	GU10	ECON GU10
WATTS	7W	7W

2
YEAR

WARRANTY

MR16



Top Profile

ECON MR16



Top Profile



OPTIONS

CODE	LED12V7W25K80D	LED12V7W30K80D	ECONMR166W
KELVINS	2500K	3000K	3000K
L70	50,000hrs	50,000hrs	30,000hrs
LUMENS	700lm	700lm	500lm
TYPE	MR16	MR16	ECON MR16
WATTS	7W	7W	6W

L
Lamps

LED
MR16

BASE MR16 GU5.3

BEAM ANGLE 80°

COLOUR TEMP Fixed colour, refer kelvins

DIMMABLE No

VOLTAGE 12V AC/DC

WARRANTY 2 years

Lamps



DIMMABLE



WARRANTY

LED R7S

BASE R7S

BEAM ANGLE 360°

COLOUR TEMP Fixed colour,
refer kelvins

DIMMABLE Yes

L70 25,000hrs


VOLTAGE 230

WARRANTY 2 years

R7S 78MM



R7S 118MM



OPTIONS



CODE	LEDR7S78MM6W3K	LEDR7S78MM6W4K	LEDR7S118MM10W3K	LEDR7S118MM10W4K
KELVINS	3000K	4000K	3000K	4000K
LUMENS	660lm	690lm	1100lm	1150lm
OPERATING TEMP	-20° to 40°C	-20° to 40°C	-20° to 40°C	-20° to 40°C
TYPE	R7S 78MM	R7S 78MM	R7S 118MM	R7S 118MM
WATTS	6W	6W	10W	10W



WARRANTY

Lamps

LED COB G4 / GY


COLOUR TEMP Fixed colour, refer kelvins

DIMMABLE No

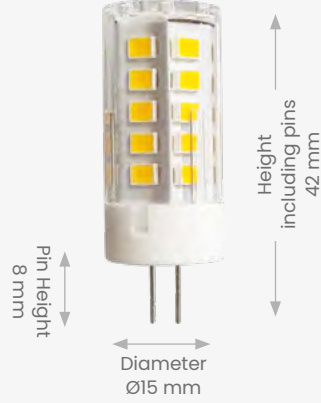
VOLTAGE 12V AC/DC

WARRANTY 2 years

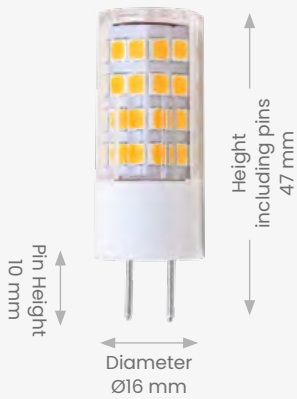
G4 - 1.5W



G4 - 3W



GY6.35 - 5W



OPTIONS



CODE	LEDSMDG415W	LEDSMDG43W	LEDSMDGY5W
BASE	G4	G4	GY 6.35
BEAM ANGLE	360°	360°	360°
KELVINS	3000K	3000K	3000K
L70	25,000hrs	25,000hrs	25,000hrs
LUMENS	95lm	280lm	450lm
TYPE	G4 - 1.5W	G4 - 3W	GY6.35 - 5W
WATTS	1.5W	3W	5W

Lamps

LED COB G9

COLOUR TEMP Fixed colour, refer kelvins

DIMMABLE Refer chart below

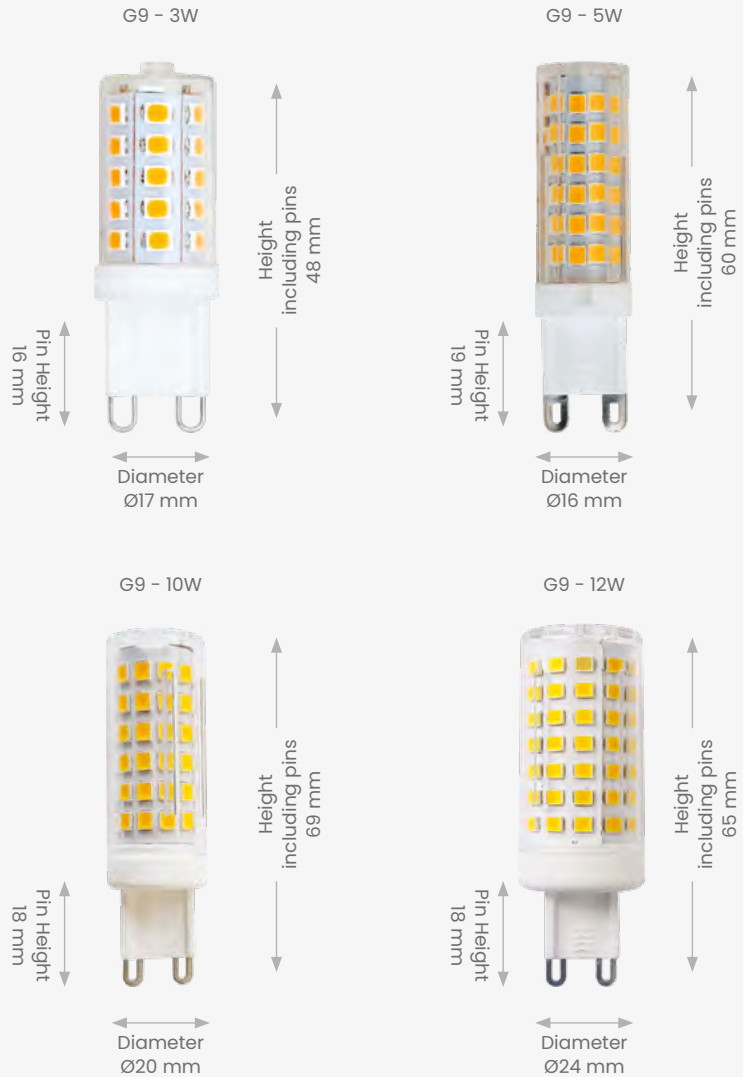
L70 25,000hrs

VOLTAGE 230

WARRANTY 2 years

**2
YEAR**

WARRANTY



OPTIONS




CODE	LEDSMDG93W	LEDSMDG95W	LEDSMDG910W	LEDSMDG912W
BASE	G9	G9	G9	G9
BEAM ANGLE	360°	360°	360°	360°
DIMMABLE	Yes	Yes	No	No
KELVINS	3000K	3000K	3000K	3000K
LUMENS	300lm	550lm	1000lm	1200lm
TYPE	G9 - 3W	G9 - 5W	G9 - 10W	G9 - 12W
WATTS	3W	5W	10W	12W


2
YEAR

WARRANTY

E14 - 5W



E14 - 10W



E14 - 12W



OPTIONS



CODE	LEDSMDE145W	LEDSMDE1410W	LEDSMDE1412W
BASE	E14	E14	E14
BEAM ANGLE	360°	360°	360°
DIMMABLE	Yes	No	No
KELVINS	3000K	3000K	3000K
LUMENS	550lm	1000lm	1200lm
TYPE	E14 - 5W	E14 - 10W	E14 - 12W
WATTS	5W	10W	12W

L
Lamps

LED COB
E14

COLOUR TEMP Fixed colour, refer kelvins

DIMMABLE Refer chart below

L70 25,000hrs

VOLTAGE 230

WARRANTY 2 years

Lamps

LED Frosted

DIMMABLE Yes

VOLTAGE 230

WARRANTY 2 years



DIMMABLE



WARRANTY



OPTIONS



CODE	LEDE2710W3K	LEDB2210W3K	LEDB22SLIM9W3K	LEDR8012W3K	LEDR809W4K
BASE	E27	B22	B22	E27	E27
BEAM ANGLE	360°	360°	360°	120°	120°
KELVINS	3000K	3000K	3000K	3000K	4000K
L70	30,000hrs	30,000hrs	40,000hrs	30,000hrs	30,000hrs
LUMENS	1050lm	1050lm	810lm	800lm	810lm
OPERATING TEMP	-30° to 50°C	-30° to 50°C	-20° to 50°C	-30° to 50°C	-30° to 50°C
TYPE	GLS	GLS	SLIM	R80	R80
WATTS	10W	10W	9W	12W	9W

2
YEAR

WARRANTY



OPTIONS

CODE	LEDE27LP12W3K	LEDFLD10W4K	LEDSMDGX535W
BASE	E27	-	-
BEAM ANGLE	360°	165°	120°
KELVINS	3000K	4000K	3000K
L70	30,000hrs	20,000hrs	35,000hrs
LUMENS	1060lm	900lm	450lm
OPERATING TEMP	-20° to 50°C	-20° to 50°C	-20° to 50°C
TYPE	TUBE	G24D-2	GX53
WATTS	12W	10W	5W

L
Lamps

LED
Frosted

DIMMABLE No

VOLTAGE 230

WARRANTY 2 years

Lamps



WARRANTY

Halogen G4 / G9

WARRANTY 1 year

JC G4



Height
46 mm

Diameter
Ø12 mm

GY6.35



Height
46 mm

Diameter
Ø12 mm

JD G9-GP



Height
42 mm

Diameter
Ø13 mm

OPTIONS



CODE	JC G4 10W 2HR	JC G4 20W 2HR	JC GY6.35 50W 5HR	JD G9 GP 60W
LIFESPAN	2,000 hrs	2,000 hrs	5,000 hrs	2,000 hrs
TYPE	JC G4	JC G4	GY6.35	JD G9-GP
VOLTAGE	12V	12V	12V	230V
WATTS	10W	20W	50W	60W



WARRANTY

Lamps

Halogen R75

WARRANTY 1 year

R7S - 78MM



R7S - 118MM



OPTIONS



CODE	78MMR7S60W	78MMR7S100W	78MMR7S150W	118MMR7S100W	118MMR7S500W
LIFESPAN	2,000 hrs	2,000 hrs	2,000 hrs	2,000 hrs	2,000 hrs
TYPE	R7S - 78MM	R7S - 78MM	R7S - 78MM	R7S - 118MM	R7S - 118MM
VOLTAGE	230V	230V	230V	230V	230V
WATTS	60W	100W	150W	100W	500W

Mirror lights

Mirror lights are an essential yet often overlooked element in bathroom design. Lights positioned vertically on each side of a mirror provide optimal face lighting without creating shadows. Adjustable overhead light fixtures enable post-installation flexibility and are ideal when working around an existing cabinet.



M

Mirror lights



IP RATING



WARRANTY

Callista

LED & Demister Full Length

APPLICATION

Commercial / Residential Interior only

COLOUR TEMP Fixed colour, refer kelvins

CRI >80

DIMMABLE No

DRIVER Integral

IP RATING 44

L70 36,000hrs

MATERIAL Silver coated glass

MOUNT Surface, horizontal or vertical

OPERATING TEMP 20°C to 50°C

POWER FACTOR 0.9

RATED CURRENT 0.20A

TECH Integrated SMD LED

VOLTAGE 230V

WARRANTY 2 years

WIRING TYPE Hard-wired, no switch

Built-in demister clears any fog 30 seconds after turning on

30mm wide frosted LED strip



MORE INFO

OPTIONS



CODE	BM4214
DEMISTER POWER	24W
COLOUR	Silver coated glass
FRAME	Frameless
KELVINS	4000K
LUMENS	710lm
WATTS	24W




IP RATING



WARRANTY

M Mirrorlights

Callista LED & Demister Traditional



APPLICATION

Commercial / Residential Interior only

COLOUR TEMP Fixed colour, refer kelvins

CRI >90

DIMMABLE No

DRIVER Integral

IP RATING 44

L70 36,000hrs

MATERIAL Silver coated glass

MOUNT Surface, horizontal or vertical

OPERATING TEMP 20°C to 50°C

POWER FACTOR 0.80

RATED CURRENT 0.18A

TECH Integrated SMD LED

VOLTAGE 230

WARRANTY 2 years

WIRING TYPE Hard-wired, no switch



MORE INFO



OPTIONS

CODE	BM9060
DEMISTER POWER	10W
COLOUR	Silver coated glass
FRAME	Frameless
KELVINS	4000K
LUMENS	950lm
WATTS	32W

M

Mirrorlights



IP RATING



WARRANTY

Callista LED & Demister Round

APPLICATION

Commercial / Residential
Interior only

COLOUR TEMP Fixed colour,
refer kelvins

CRI >90

DIMMABLE No

DRIVER Integral

IP RATING 44

L70 36,000hrs

MATERIAL Silver coated glass,
aluminium frame

MOUNT Surface

OPERATING TEMP 20°C to 50°C

POWER FACTOR 0.9


RATED CURRENT 0.09A

TECH Integrated SMD LED

VOLTAGE 230V

WARRANTY 2 years

WIRING TYPE Hard-wired,
no switch



MORE INFO



OPTIONS

CODE	BM6060
DEMISTER POWER	8W
COLOUR	Silver coated glass, aluminium frame
FRAME	Yes, Black
KELVINS	4000K
LUMENS	400lm
WATTS	13.5W



IP RATING



DOUBLE INSULATED



WARRANTY



Axel Over Cabinet



APPLICATION
Commercial / Residential
Interior only

BEAM ANGLE 140°

CABLE ENTRY POINTS Single

COLOUR TEMP Fixed colour,
refer kelvins

CLASS Double insulated

CRI >80

DRIVER Integral

IP RATING 44

MATERIAL Aluminium, ABS,
polymethyl methacrylate

MOUNT Surface, over
cabinetry

TECH Integrated LED

VOLTAGE 230V

WARRANTY 2 years

Mirror lights are designed to sit
on top of bathroom cabinets.



MORE INFO

OPTIONS



CODE LEDML4525

BASE SIZE (MM) 80 x 30

COLOUR Brushed Chrome

KELVINS 4000K

LUMENS 320lm

WATTS 4.8W

M

Mirror lights



IP RATING



WARRANTY

Willow Small

APPLICATION

Residential
Interior

BEAM ANGLE 160°–170°

COLOUR TEMP Fixed colour,
refer kelvins

DIMMABLE No

DRIVER Integral

IP RATING 20

LENS Diffused

MOUNT Surface

TECH Integrated LED

VOLTAGE 230V

WARRANTY 2 years



MORE INFO

OPTIONS



CODE	MPL10W3K-SN	MPL10W3K-BLK	MPL10W4K-SN	MPL10W4K-BLK
COLOUR	Satin Nickel	Black	Satin Nickel	Black
KELVINS	3000K	3000K	4000K	4000K
LUMENS	680lm	680lm	700lm	700lm
SIZE	Small	Small	Small	Small
WATTS	10W	10W	10W	10W



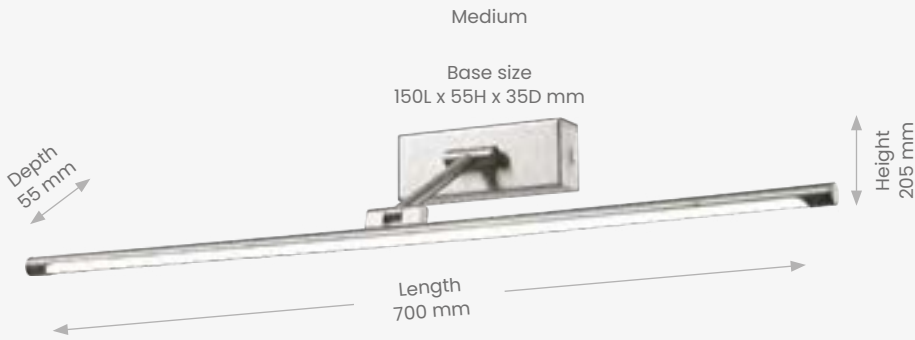
IP RATING



WARRANTY

M Mirrorlights

Willow Medium



APPLICATION

Residential
Interior

BEAM ANGLE 160°–170°

COLOUR TEMP Fixed colour,
refer kelvins

DIMMABLE No

DRIVER Integral

IP RATING 20

LENS Diffused

MOUNT Surface

TECH Integrated LED

VOLTAGE 230V

WARRANTY 2 years



MORE INFO

OPTIONS




CODE	MPL12W3K-SN	MPL12W3K-BLK	MPL12W4K-SN	MPL12W4K-BLK
COLOUR	Satin Nickle	Black	Satin Nickle	Black
KELVINS	3000K	3000K	4000K	4000K
LUMENS	820lm	820lm	840lm	840lm
SIZE	Medium	Medium	Medium	Medium
WATTS	12W	12W	12W	12W

M

Mirror lights



IP RATING



DOUBLE INSULATED



WARRANTY

Tiago Touch

APPLICATION

Commercial / Residential
Interior only

BEAM ANGLE 120°

CLASS Double insulated

COLOUR TEMP Fixed colour,
refer kelvins

CRI >80

DIMMABLE No

DRIVER Integral

IP RATING 44

L70 30,000hrs

MATERIAL Aluminium with
polycarbonate lens


MOUNT Surface

OPERATING TEMP 20°C to 50°C

TECH Integrated LED

VOLTAGE 230V

WARRANTY 2 years



MORE INFO

OPTIONS



CODE LEDTOUCH12W3K

COLOUR Silver & Grey

KELVINS 3000K

LUMENS 700lm

WATTS 12W



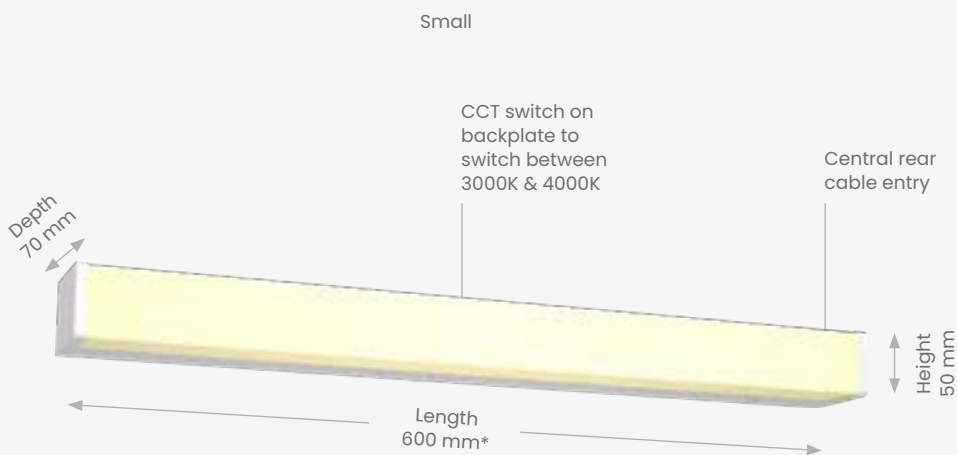
IP RATING



WARRANTY

M Mirror lights

Tiago Square



*900 & 1200 mm available, refer chart.

APPLICATION

Commercial / Residential Interior only

BEAM ANGLE 120°

COLOUR TEMP Tri-colour switchable

CRI >80

DIMMABLE No

DRIVER Integral

IP RATING 44

L70 30,000hrs

MATERIAL Aluminium with polycarbonate lens

MOUNT Surface

OPERATING TEMP 20°C to 50°C

TECH Integrated LED

VOLTAGE 230V

WARRANTY 3 years



MORE INFO


OPTIONS



CODE	MLS600CCT-WH	MLS600CCT-BLK	MLS600CCT	MLS900CCT	MLS1200CCT
COLOUR	White	Black	Chrome	Chrome	Chrome
DIMENSIONS	600L x 50H x 70D	600L x 50H x 70D	600L x 50H x 70D	900L x 50H x 70D	1200L x 50H x 70D
KELVINS	3000K / 4000K	3000K / 4000K	3000K / 4000K	3000K / 4000K	3000K / 4000K
LUMENS	800lm / 840lm	800lm / 840lm	800lm / 840lm	1150lm / 1200lm	1450lm / 1500lm
SIZE	Small	Small	Small	Medium	Large
WATTS	12W	12W	12W	18W	24W



Penda



Pendants are the most creative element in any lighting scheme and can be a design feature in many spaces – but make sure that you balance your pendant/s with the size of your room. Be bold and let your creativity loose. Don't be afraid to hang multiple pendants together to create a focal point. Adding an oversized lamp (bulb) to a pendant is an on-trend and cost-effective enhancement. Remember, a beautiful pendant also looks great when it's turned off. See our new pendant designs for creative inspiration.

nts

Pendants

Tilly

APPLICATION

Commercial / Residential
Interior

CABLE Pendant is supplied
with 2m adjustable
suspension cable

***DIMMABLE** Yes, lamp
dependent

IP RATING 20

LAMP Replaceable E27
(sold separately)

MATERIAL Metal

MOUNT Suspended

VOLTAGE 230V

WARRANTY 2 years




IP RATING



DIMMABLE*



WARRANTY



MORE INFO

OPTIONS



CODE

P824-BLK

P824-WH

COLOUR

Black

White

WATTS

60W Max

60W Max



IP RATING



DIMMABLE*



WARRANTY

Pendants

Stella

APPLICATION

Commercial / Residential Interior

CABLE Pendant is supplied with 2m adjustable suspension cable

***DIMMABLE** Yes, lamp dependent

IP RATING 20

LAMP Replaceable E27 (sold separately)

MATERIAL Metal

MOUNT Suspended

VOLTAGE 230V

WARRANTY 2 years

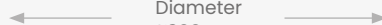
Fixing Area
Ø120 mm



Pendant Head Height
250 mm



Diameter
Ø300 mm



MORE INFO

OPTIONS



CODE P823-BLK

COLOUR Black

WATTS 60W Max

Pendants

Sofia

APPLICATION

Residential
Interior

CABLE Pendant is supplied with 2m adjustable suspension cable

DIMMABLE Yes, lamp dependent

DRIVER Not required

IP RATING 20

LAMP Replaceable E27 (sold separately)

MATERIAL Metal

MOUNT Suspended

TECH Replaceable LED

VOLTAGE 230V

WARRANTY 2 years



IP RATING



DIMMABLE



WARRANTY



MORE INFO

OPTIONS



CODE P827-WH

COLOUR White

WATTS 60W Max



IP RATING



DIMMABLE



WARRANTY

Pendants

Archie

APPLICATION

Commercial / Residential Interior

CABLE Pendant is supplied with 2m adjustable suspension cable

DIMMABLE Yes, lamp dependent

DRIVER Not required

IP RATING 20

LAMP Replaceable E27 (sold separately)

MATERIAL Metal

MOUNT Suspended

TECH Replaceable LED

VOLTAGE 230V

WARRANTY 2 years

*Custom White available on request, lead times apply.

Fixing Area
Ø120 mm



Height
235 mm

Diameter
Ø265 mm



SEE IN ROOM SETTING

OPTIONS



CODE

P821-CO

P821-BLK

ARCHIECUSTOM

COLOUR

Copper

Black

White

WATTS

60W Max

60W Max

60W Max

*Indent only.

Pendants

Theo

APPLICATION

Commercial / Residential
Interior

CABLE Pendant is supplied
with 2m adjustable
suspension cable

DRIVER Not required

IP RATING 20

LAMP Replaceable E27
(sold separately)

MATERIAL Metal

MOUNT Suspended

TECH Replaceable LED

VOLTAGE 230V

WARRANTY 2 years

*Custom Ebony Black available
on request, lead times apply.



IP RATING



WARRANTY



SEE IN ROOM
SETTING

OPTIONS



CODE	P822-BCH	P822-RED	P822-CO	THEO CUSTOM
COLOUR	Brushed Chrome	Red	Copper	Black
WATTS	60W Max	60W Max	60W Max	60W Max

*Indent only.



IP RATING



DIMMABLE



WARRANTY

Pendants

olive

APPLICATION

Commercial / Residential Interior

CABLE Pendant is supplied with 2m adjustable suspension cable

DIMMABLE Yes, lamp dependent

DRIVER Not required

IP RATING 20

LAMP Replaceable E27 (sold separately)

MATERIAL Metal

MOUNT Suspended

TECH Replaceable LED

VOLTAGE 230V

WARRANTY 2 years



SEE IN ROOM SETTING

OPTIONS



CODE	P806-BCH	P806-WH	P806-SGM	P806-CO
COLOUR	Brushed Chrome	White	Satin Gun Metal	Copper
WATTS	60W Max	60W Max	60W Max	60W Max

Pendants

Harry

APPLICATION

Commercial / Residential Interior

CABLE Pendant is supplied with 2m adjustable suspension cable

DRIVER Not required

IP RATING 20

LAMP Replaceable E27 (sold separately)

MATERIAL Plaster

MOUNT Suspended

TECH Replaceable LED

VOLTAGE 230V

WARRANTY 2 years




IP RATING



WARRANTY

Sandstone - 2507



Sandstone - 2601



Cement - 2601



MORE INFO

OPTIONS



CODE	CONCRETE 2507-WH	CONCRETE 2601-GRY	CONCRETE 2601-WH
COLOUR	White	Grey	White
TYPE	Sandstone - 2507	Cement - 2601	Sandstone - 2601
WATTS	60W Max	60W Max	60W Max



IP RATING



DIMMABLE



WARRANTY

Pendants

Lux

APPLICATION

Commercial / Residential Interior

CABLE Pendant is supplied with 2m adjustable suspension cable

DIMMABLE Yes, lamp dependent

DRIVER Not required

IP RATING 20

LAMP Replaceable E27 (sold separately)

MATERIAL Opal white glass

MOUNT Suspended

TECH Replaceable LED

VOLTAGE 230V

WARRANTY 2 years



SEE IN ROOM SETTING

OPTIONS



CODE

VP319S

VP343

VP319L

SIZE

Small

Medium

Large

WATTS

60W Max

60W Max

60W Max

Pendants

Harper

APPLICATION

Residential
Interior

CABLE Pendant is supplied with 2m adjustable suspension cable

DIMMABLE Yes, refer to compatibility download online

DRIVER Built-in

IP RATING 20

MATERIAL Metal

MOUNT Suspended

TECH Integrated LED

VOLTAGE 230V

WARRANTY 2 years



IP RATING



DIMMABLE



WARRANTY



MORE INFO

OPTIONS



CODE	WP387S-GD	WP387S-BLK	WP387L-GD	WP387L-BLK
COLOUR	Gold	Black	Gold	Black
KELVINS	3000K	3000K	3000K	3000K
LUMENS	600lm	600lm	1200lm	1200lm
WATTS	18W Max	18W Max	40W Max	40W Max



IP RATING



DIMMABLE



WARRANTY

Pendants

Chelsea

APPLICATION

Commercial / Residential Interior

CABLE Pendant is supplied with 2m adjustable suspension cable

DIMMABLE Yes, lamp dependent

IP RATING 20

LAMP Replaceable E27 (sold separately)

MATERIAL Plywood

MOUNT Suspended

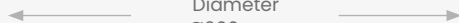
VOLTAGE 230V

WARRANTY 2 years

Fixing Area
Ø120 mm



Diameter
Ø600 mm



MORE INFO

OPTIONS



CODE W370

COLOUR Black

WATTS 60W Max

Pendants

Cilla

APPLICATION

Residential
Interior

CABLE Pendant is supplied with 2m adjustable suspension cable

DIMMABLE Yes, lamp dependent

DRIVER Not required

IP RATING 20

MATERIAL Glass, metal

TECH Replaceable LED

VOLTAGE 230V

WARRANTY 2 years



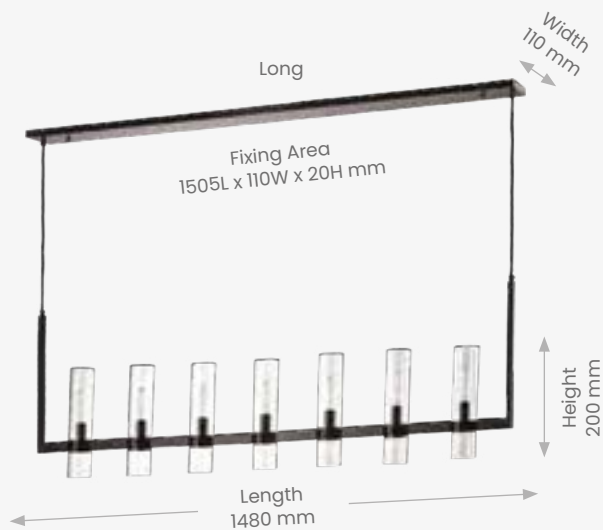
IP RATING



DIMMABLE



WARRANTY



SEE IN ROOM SETTING

OPTIONS



CODE	KP196L	KP196R
COLOUR	Black	Black
LAMP	7 x Replaceable E14 (sold separately)	12 x Replaceable E14 (sold separately)
MOUNT	Surface	Suspended
WATTS	25W Max	25W Max



IP RATING



DIMMABLE



WARRANTY

Pendants

Agatha

APPLICATION

Commercial / Residential Interior

CABLE Pendant is supplied with 2m adjustable suspension cable

DIMMABLE Yes, lamp dependent

DRIVER Not required

IP RATING 20

LAMP 4 x Replaceable E14 (sold separately)

MATERIAL Metal

MOUNT Suspended

TECH Replaceable LED

VOLTAGE 230V

WARRANTY 2 years



SEE IN ROOM SETTING

OPTIONS



CODE KP192

COLOUR Vintage cast iron

WATTS 40W Max

Pendants



IP RATING



DIMMABLE



WARRANTY

Lili

APPLICATION

Residential
Interior

CABLE Pendant is supplied with 2m adjustable suspension cable

DIMMABLE Yes, refer to compatibility download online

DRIVER Built-in

IP RATING 20

MATERIAL Metal

MOUNT Suspended

TECH Integrated LED

VOLTAGE 230V

WARRANTY 2 years



MORE INFO

OPTIONS



CODE	WP559-WH	WP559-BLK
COLOUR	White	Black
KELVINS	3000K	3000K
LUMENS	2300lm	2300lm
WATTS	70W	70W



IP RATING



DIMMABLE*



WARRANTY

Pendants

Milan 10 cord set

APPLICATION

Commercial / Residential Interior

CABLE LENGTH 5m

***DIMMABLE** Yes, lamp dependent

IP RATING 20

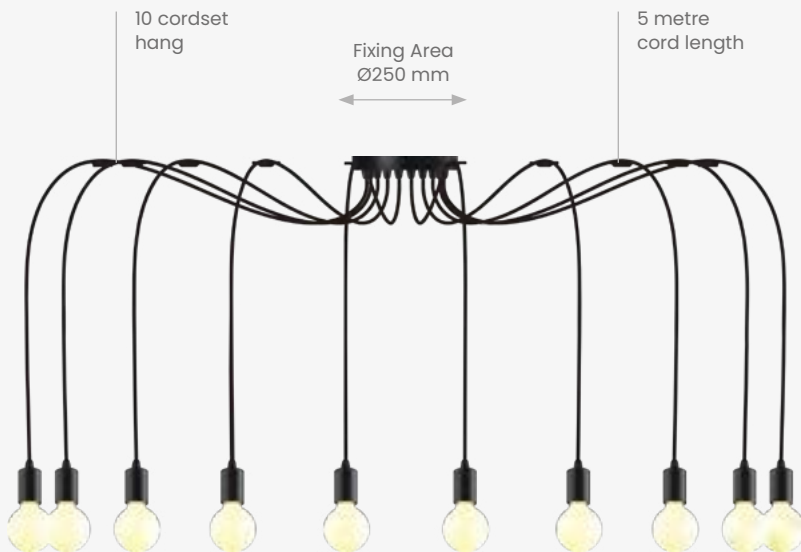
LAMP Replaceable B22

MATERIAL Metal, fabric cord

MOUNT Suspended

VOLTAGE 230V

WARRANTY 2 years



OPTIONS



CODE	P825-BLK	P825-G95	P825-G125	P825-G200S	P825-G200C
COLOUR	Black No lamp	Black with Amber Lamps	Black with Clear Lamps	Black with Amber Straight	Black with Amber Curl
KELVINS	N/A	1800K	2700K	2700K	2700K
LUMENS	N/A	2000lm	4000lm	8000K	8000K
WATTS	60W Max per cord set	40W	80W	90W	90W

Pendants



IP RATING



DIMMABLE



WARRANTY

Weastly Cordsets

APPLICATION

Commercial / Residential Interior

CABLE Pendant is supplied with 2m adjustable suspension cable

DIMMABLE Yes, lamp dependent

DRIVER Not required

IP RATING 20

LAMP Replaceable E27 (sold separately)

MATERIAL Metal, fabric cord

MOUNT Suspended

TECH Replaceable LED

VOLTAGE 230V

WARRANTY 2 years



MORE INFO

OPTIONS



CODE	P811-BLK	P811-RED	P811-WH
COLOUR	Black	Red	White
WATTS	60W Max	60W Max	60W Max



IP RATING



DIMMABLE



WARRANTY

Pendants

Mia Cordsets

APPLICATION

Commercial / Residential Interior

CABLE Pendant is supplied with 2m adjustable suspension cable

DIMMABLE Yes, lamp dependent

DRIVER Not required

IP RATING 20

LAMP Replaceable E27 (sold separately)

MATERIAL Metal

MOUNT Suspended

TECH Replaceable LED

VOLTAGE 230V

WARRANTY 2 years

Fixing Area
Ø110 mm



Pair with matching wall light on page 211

Height
95 mm


Lamp sold separately

Diameter
Ø50 mm



SEE IN ROOM SETTING

OPTIONS



CODE	KP232-BLK	KP232-BR	KP232-WH
COLOUR	Black	Brushed Brass	White
WATTS	60W Max	60W Max	60W Max

Pendants



IP RATING



DIMMABLE



WARRANTY

Lucy

APPLICATION

Residential
Interior

CABLE Pendant is supplied with 2m adjustable suspension cable

DIMMABLE Yes, refer to compatibility download online

DRIVER Built-in

IP RATING 20

MATERIAL Metal

MOUNT Suspended

TECH Integrated LED


VOLTAGE 230V

WARRANTY 2 years



MORE INFO

OPTIONS



CODE	WP436S-WH	WP436S-GD	WP436L-WH	WP436L-GD
COLOUR	White	Gold	White	Gold
KELVINS	3000K	3000K	3000K	3000K
LUMENS	1400lm	1400lm	3000lm	3000lm
WATTS	35W	35W	72W	72W



IP RATING



WARRANTY

Pendants

Anastasia

APPLICATION

Residential
Interior

CABLE Pendant is supplied with 2m adjustable suspension cable

DRIVER Not required

IP RATING 20

LAMP 8 x Replaceable E14 (sold separately)

MATERIAL Bevelled crystal, metal

MOUNT Suspended

TECH Replaceable LED

VOLTAGE 230V

WARRANTY 2 years

*Custom Ebony Matt Black available on request, lead times apply.

Fixing Area
Ø145 mm



Height
890 mm

Diameter
Ø410 mm



MORE INFO

OPTIONS



CODE

WP476L

ANASTASIACUSTOM

COLOUR

Gold, Crystal

Black, Gold

WATTS

40W Max

40W Max

*Indent only.

Pendants

Jessica

APPLICATION

Commercial / Residential
Interior

CABLE Pendant is supplied
with 2m adjustable
suspension cable

DIMMABLE Yes, lamp
dependent

DRIVER Not required

IP RATING 20

LAMP Replaceable E27
(sold separately)

MATERIAL Glass, metal, fabric
cord

MOUNT Suspended

TECH Replaceable LED

VOLTAGE 230V

WARRANTY 2 years



IP RATING



DIMMABLE



WARRANTY



MORE INFO

OPTIONS



CODE

KP911-BLK

KP911-BR

COLOUR

Black

Brass

WATTS

40W Max

40W Max



IP RATING



DIMMABLE



WARRANTY

Pendants

Enelle

APPLICATION

Commercial / Residential Interior

CABLE Pendant is supplied with 2m adjustable suspension cable

DIMMABLE Yes, lamp dependent

DRIVER Not required

FIXING AREA (MM) Ø130

IP RATING 20

LAMP Replaceable E27 (sold separately)

MATERIAL Glass, metal

MOUNT Suspended

TECH Replaceable LED

VOLTAGE 230V

WARRANTY 2 years



MORE INFO

OPTIONS



CODE VP362-CL

COLOUR Satin nickel, clear glass

WATTS 60W Max

Pendants

Emmeline

APPLICATION

Commercial / Residential
Interior

CABLE Pendant is supplied
with 2m adjustable
suspension cable

DIMMABLE Yes, lamp
dependent

DRIVER Not required

IP RATING 20

LAMP Replaceable E27
(sold separately)

MATERIAL Textured glass,
metal

MOUNT Suspended

TECH Replaceable LED

VOLTAGE 230V

WARRANTY 2 years



IP RATING



DIMMABLE



WARRANTY



SEE IN ROOM
SETTING

OPTIONS



CODE

VP361-BLK

VP361-SN

COLOUR

Black

Satin Nickel

WATTS

60W Max

60W Max



IP RATING



DIMMABLE



WARRANTY

Pendants

Poppy

APPLICATION

Commercial / Residential Interior

CABLE Pendant is supplied with 2m adjustable suspension cable

DIMMABLE Yes, lamp dependent

DRIVER Not required

IP RATING 20

LAMP Replaceable E27 (sold separately)

MATERIAL Textured glass, metal

MOUNT Suspended

TECH Replaceable LED

VOLTAGE 230V

WARRANTY 2 years



MORE INFO

OPTIONS



CODE

VP364-BLK

VP364-SN

COLOUR

Black

Satin Nickel

WATTS

60W Max

60W Max

Pendants

Valentina

APPLICATION

Residential
Interior

CABLE Pendant is supplied with 2m adjustable suspension cable

DIMMABLE Yes, lamp dependent

DRIVER Not required

IP RATING 20

LAMP Replaceable E27 (sold separately)

MATERIAL Glass, metal

MOUNT Suspended

TECH Replaceable LED

VOLTAGE 230V

WARRANTY 2 years



IP RATING



DIMMABLE



WARRANTY



MORE INFO

OPTIONS



CODE KP807-BR

COLOUR Brass

WATTS 40W Max



IP RATING



DIMMABLE



WARRANTY

Pendants

Esther

APPLICATION

Residential
Interior

CABLE Pendant is supplied with 2m adjustable suspension cable

DIMMABLE Yes, lamp dependent

IP RATING 20

LAMP Replaceable E27 (sold separately)

MATERIAL Glass, metal

VOLTAGE 230V

WARRANTY 2 years



OPTIONS



CODE

KP199

COLOUR

Glass, Brass, Gun Metal

WATTS

40W Max

Pendants

Leo Wooden

APPLICATION

Commercial / Residential Interior

CABLE Pendant is supplied with 2m adjustable suspension cable

DIMMABLE Yes, lamp dependent

DRIVER Not required

IP RATING 20

LAMP Replaceable E27 (sold separately)

MATERIAL Plywood, fabric cord

MOUNT Suspended

TECH Replaceable LED

VOLTAGE 230V

WARRANTY 2 years



IP RATING



DIMMABLE



WARRANTY



Small

Fixing Area
Ø120 mm

Height
280 mm

Diameter
Ø450 mm



Large

Fixing Area
Ø120 mm

Height
360 mm

Diameter
Ø600 mm

Natural

White trim

OPTIONS



CODE

WO450

WO600

WH450

WH600

COLOUR

Natural Wood

Natural Wood

White trim

White trim

SIZE

Small

Large

Small

Large

WATTS

60W Max

60W Max

60W Max

60W Max



IP RATING



DIMMABLE*



WARRANTY

Pendants

Gloria

APPLICATION

Commercial / Residential Interior

CABLE Pendant is supplied with 2m adjustable suspension cable

***DIMMABLE** Yes, lamp dependent

IP RATING 20

LAMP Replaceable E27 (sold separately)

MATERIAL Plywood

MOUNT Suspended

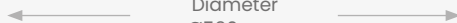
VOLTAGE 230V

WARRANTY 2 years

Fixing Area
Ø120 mm



Diameter
Ø590 mm



OPTIONS

CODE W360

COLOUR Natural Wood

WATTS 60W Max

Pendants



IP RATING



WARRANTY

Spend Wooden

APPLICATION

Commercial / Residential Interior

CABLE Pendant is supplied with 2m adjustable suspension cables

DRIVER Included

IP RATING 20

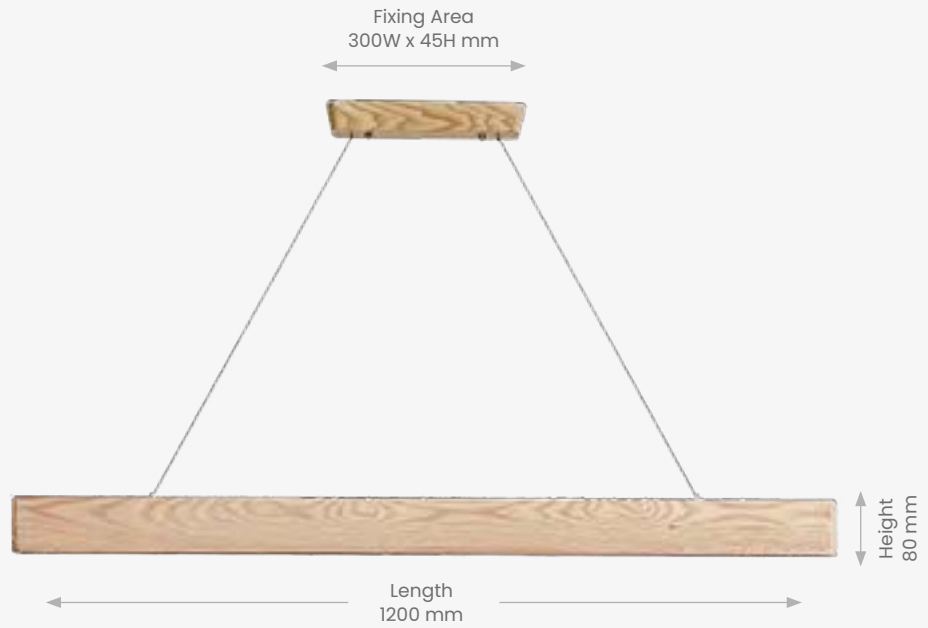
MATERIAL Wood

MOUNT Suspended

TECH Integrated LED

VOLTAGE 230V

WARRANTY 2 years



OPTIONS



CODE

SPENDW

COLOUR

Natural Wood

KELVINS

3000K / 4000K Switch

WATTS

22W



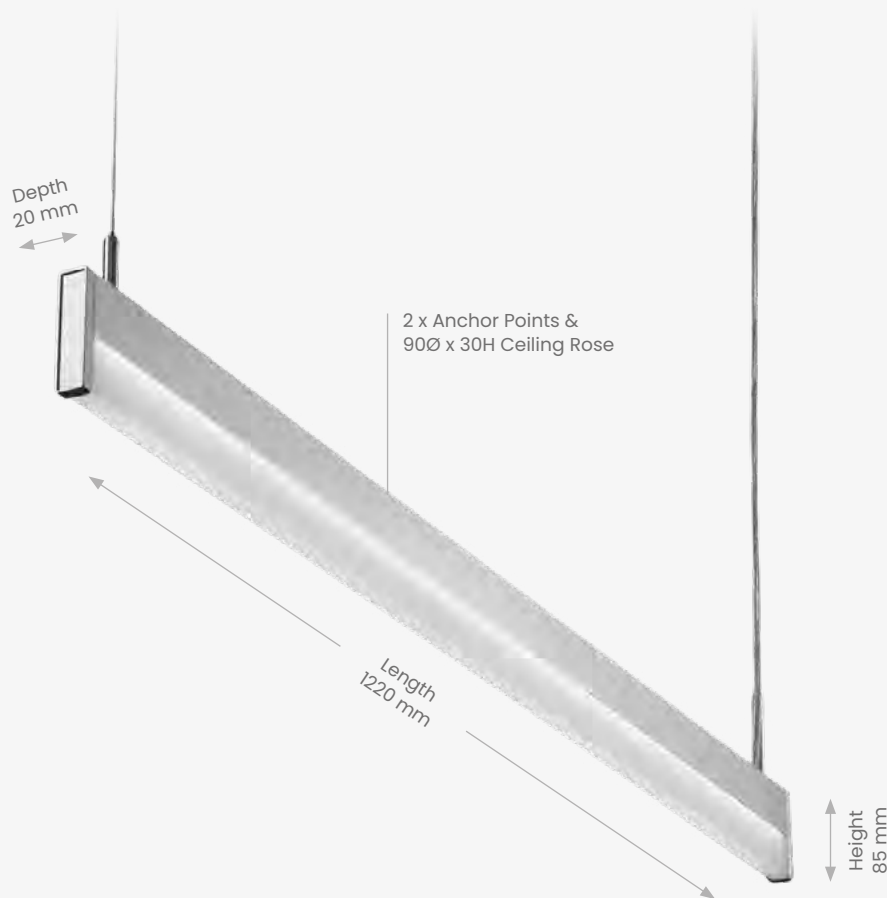
IP RATING



WARRANTY

Pendants

Spend Office Non-linkable



APPLICATION

Commercial Interior

CABLE Pendant is supplied with 2m adjustable suspension cables

CRI >80

DIMMABLE No

DRIVER Built-in

IP RATING 40

L70 50,000hrs

MATERIAL Anodised aluminium housing, polycarbonate diffuser

MOUNT Suspended

TECH Integrated LED

VOLTAGE 230V

WARRANTY 3 years



MORE INFO



OPTIONS

CODE SPEND29

COLOUR Silver

KELVINS 4000K

LUMENS 1500lm

WATTS 14.4W

Pendants



IP RATING



WARRANTY

Spend08 Linkable

APPLICATION
Commercial
Interior

CABLE Pendant is supplied with 2m adjustable suspension cables

CRI >80

DIMMABLE No

DRIVER Built-in

IP RATING 40

L70 50,000hrs

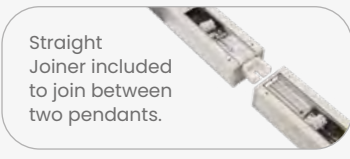
MATERIAL Aluminium

MOUNT Suspended or surface

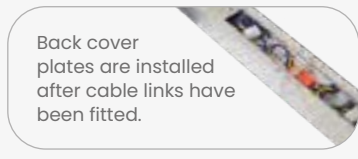
TECH Integrated LED

VOLTAGE 230V

WARRANTY 3 years



Straight Joiner included to join between two pendants.



Back cover plates are installed after cable links have been fitted.



MORE INFO

OPTIONS



CODE	SPEND08-SIL	SPEND08-BLK
COLOUR	Silver	Black
KELVINS	4000K	4000K
LUMENS	3940lm	3940lm
WATTS	36W	36W



IP RATING



WARRANTY

Pendants

Spend40 Linkable



Can be linked into a square, rectangle or straight line

APPLICATION

Commercial Interior

CABLE Pendant is supplied with 2m adjustable suspension cables

CEILING ROSE (MM) Ø90 x 30H

CRI >80

DIMMABLE No

DRIVER Built-in

IP RATING 40

L70 50,000hrs

LIGHT DIRECTION Up / Down

MATERIAL Aluminium

MOUNT Suspended

TECH Integrated LED

VOLTAGE 230V

WARRANTY 3 years




MORE INFO

LINK UP TO 400W WITH JOINERS


S4090DEG-BLK
Corner Joiner
Black



S4090DEG-WH
Corner Joiner
White



S40STRT
Straight Joiner
White



OPTIONS

CODE	SPEND40-600-WH	SPEND40-600-BLK	SPEND40-1500-WH	SPEND40-1500-BLK
COLOUR	White	Black	White	Black
SIZE	608L x 18.5W x 80H mm	608L x 18.5W x 80H mm	1498L x 18.5W x 80H mm	1498L x 18.5W x 80H mm
KELVINS	4000K	4000K	4000K	4000K
LUMENS	1800lm	1800lm	3200lm	3200lm
SIZE	Small	Small	Large	Large
WATTS	25W	25W	40W	40W



sp



otlights exterior

Perfect for garden landscaping to highlight trees and outdoor features. We have a huge range of exterior spotlights, including surface or spike mount options. Our quality housing – in anodised aluminium or polycarbonate – ensures longevity of your exterior lighting set-up.

S

Spotlights



IP RATING



WARRANTY

Hood Surface Mount

APPLICATION

Commercial / Residential
Exterior

BASE Adjustable 320°
swivel base

COLOUR TEMP Fixed colour,
refer kelvins

DIMMABLE No

DRIVER Integral

IP RATING 65

MATERIAL Powder coated
anodised aluminium

MOUNT Surface

TECH Integrated LED

TILT ANGLE 45°

VOLTAGE 230V

WARRANTY 3 years



MORE INFO

OPTIONS



CODE	BBA17	BBA21	BBA25
BEAM ANGLE	23°	23°	30°
COLOUR	Black	Black	Black
KELVINS	3500K	3500K	3500K
LUMENS	440lm	920lm	1320lm
SIZE	Small	Medium	Large
WATTS	5.5W	10.5W	17.5W



IP RATING



WARRANTY

S Spotlights

Bullet+ Low Glare Surface Mount

APPLICATION

Commercial / Residential
Exterior

BASE Adjustable 320°
swivel base

COLOUR TEMP Fixed colour,
refer kelvins

DIMMABLE No

DRIVER Integral

IK RATING 05

IP RATING 65

MATERIAL Powder coated
anodised aluminium, marine
grade paint

MOUNT Surface

TECH Integrated LED


TILT ANGLE 45°

VOLTAGE 230V

WARRANTY 3 years



MORE INFO



Glare reducing
honey comb lens
with light spill
protection hood

OPTIONS



CODE	BBA14	BBA16
BEAM ANGLE	23°	23°
COLOUR	Black	Black
KELVINS	3500K	3500K
LUMENS	300lm	750lm
SIZE	Small	Large
WATTS	5W	10W

S

Spotlights



IP RATING



WARRANTY

Bullet+ Low Glare Spike Mount

APPLICATION

Commercial / Residential
Exterior

BASE Adjustable 320°
swivel base

BEAM ANGLE 23°

COLOUR TEMP Fixed colour,
refer kelvins

DRIVER Requires 24V DC driver,
refer page 78

HEAD Adjustable 120°
swivel head

IK RATING 05

IP RATING 65

MATERIAL Powder coated
anodised aluminium, marine
grade paint


MOUNT Spike

TECH Integrated LED

TILT ANGLE 45°

VOLTAGE 24V DC

WARRANTY 3 years



Glare reducing
honey comb lens
with light spill
protection hood



MORE INFO

OPTIONS



CODE	BSP13	BSP15
COLOUR	Black	Black
KELVINS	3500K	3500K
LUMENS	300lm	750lm
SIZE	Small	Large
WATTS	5W	10W



Image uses
Bullet+ Low Glare
Spike Mount,
refer page 175.

S

Spotlights

EconLED SPC Spike Mount

APPLICATION

Commercial / Residential
Exterior

BASE Adjustable 320°
swivel base

COLOUR TEMP Fixed colour,
refer kelvins

DRIVER Seperate 12V driver
required, refer page 77

HEAD Adjustable 120°
swivel head

IK RATING 08

IP RATING 65, suitable for
coastal installations where
corrosive elements effect
other materials

LAMP TYPE MR16 7W Max
(not included)

MATERIAL UV resistant, anti-
corrosion ABS, polycarbonate
body and diffuser

MOUNT Spike

TECH Replaceable LED

VOLTAGE 12V

WARRANTY 3 years



IP RATING



WARRANTY



MORE INFO



OPTIONS

CODE	LSP1603
COLOUR	Black
HEAD SIZE (MM)	Ø60 x 110L
WATTS	7W Max



IP RATING



WARRANTY

S Spotlights

Bullet SM Surface Mount



APPLICATION

Commercial / Residential Exterior

BASE Adjustable 320° swivel base

COLOUR TEMP Fixed colour, refer kelvins

DIMMABLE No

DRIVER Integral

IK RATING 05

IP RATING 65

MATERIAL Powder coated anodised aluminium

MOUNT Surface

TECH Integrated LED


TILT ANGLE 45°

VOLTAGE 230V

WARRANTY 3 years



MORE INFO



OPTIONS

CODE	BBA08	BBA04
BEAM ANGLE	30°	23°
COLOUR	Black	Black
KELVINS	3500K	3500K
LUMENS	430lm	440lm
SIZE	Small	Medium
WATTS	2.6W	5.5W

S

Spotlights



IP RATING



WARRANTY

Bullet SPK Spike Mount

APPLICATION

Commercial / Residential
Exterior

BASE Adjustable 320°
swivel base

CABLE 1m

COLOUR TEMP Fixed colour,
refer kelvins

DRIVER Separate 24V DC driver
required, refer page 78

HEAD Adjustable 120°
swivel head

IP RATING 65

MATERIAL Powder coated
anodised aluminium

MOUNT Spike

TECH Integrated LED

TILT ANGLE 45°

VOLTAGE 24V DC

WARRANTY 3 years



MORE INFO

OPTIONS



CODE	BSP07	BSP03	BSP05
BEAM ANGLE	30°	23°	23°
COLOUR	Black	Black	Black
KELVINS	3500K	3500K	3500K
LUMENS	130lm	440lm	920lm
SIZE	Small	Medium	Large
WATTS	2.6W	5.5W	10.5W



Image uses Bullet SPK
Spike Mount, refer
page 179.



Spotlight – interi

Spotlights are an excellent accent light for surfaces and architectural features, and for lighting up artwork, thanks to an adjustable head. Our Belle spotlight features a focused housing for beam control and has an integrated, independent switch with USB port, making it a great bedside light that doesn't disturb your partner. Belle also has high colour clarity for easy in-bed reading.

ts
or



S

Spotlights



IP RATING



WARRANTY

Belle

APPLICATION

Commercial / Residential
Interior

BEAM ANGLE 24°

COLOUR TEMP Fixed colour,
refer kelvins

CRI >90

DIMMABLE No

DRIVER Integral

IP RATING 20

MATERIAL Iron, aluminium

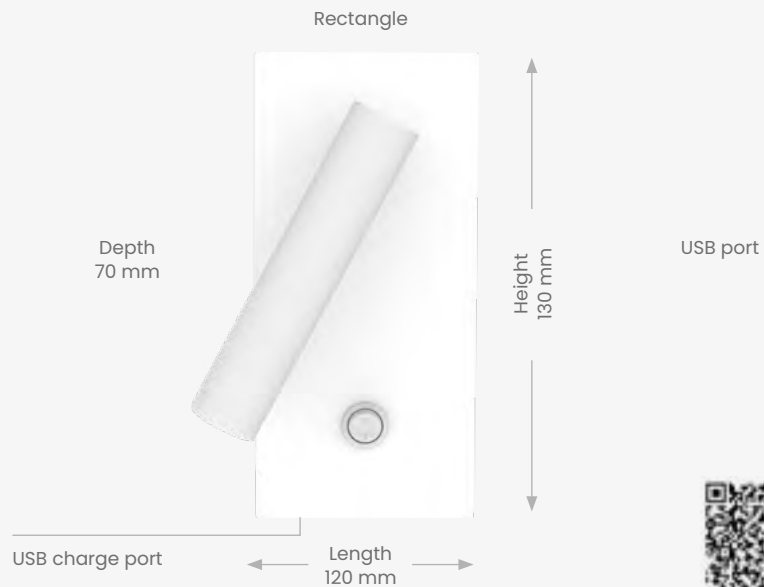
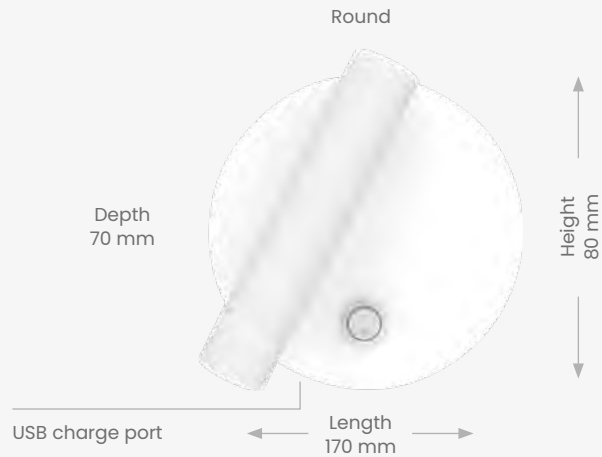
MOUNT Surface

TECH Integrated LED

VOLTAGE 230V

WARRANTY 5 years

Includes a USB port that
works independently from
light switch.



MORE INFO

OPTIONS



CODE	AH29-BLK	AH29-WH	AH27-BLK	AH27-WH
COLOUR	Black	White	Black	White
KELVINS	3000K	3000K	3000K	3000K
LUMENS	200lm	200lm	200lm	200lm
TYPE	Round	Round	Rectangle	Rectangle
WATTS	3W	3W	3W	3W



Image uses Belle,
refer page 183.

S

Spotlights



IP RATING



WARRANTY

Glow

Single Head

1 / 1S

APPLICATION

Residential
Interior

BAR SIZE (MM) 110H x 25D

COLOUR TEMP Fixed colour,
refer kelvins

CRI >80

DRIVER Integral

IP RATING 20

L70 20,000hrs

MATERIAL Iron, acrylic

MOUNT Surface

TECH Integrated LED

VOLTAGE 230V


WARRANTY 2 years

Switchable model



MORE INFO

OPTIONS



CODE	GLOW-1-CO	GLOW-1-WH	GLOW-1-CH	GLOW-1S-CO	GLOW-1S-WH	GLOW-1S-CH
COLOUR	Copper	White	Chrome	Copper	White	Chrome
KELVINS	3000K	3000K	3000K	3000K	3000K	3000K
LUMENS	320lm	320lm	320lm	320lm	320lm	320lm
SWITCH	No	No	No	Yes	Yes	Yes
WATTS	6W	6W	6W	6W	6W	6W



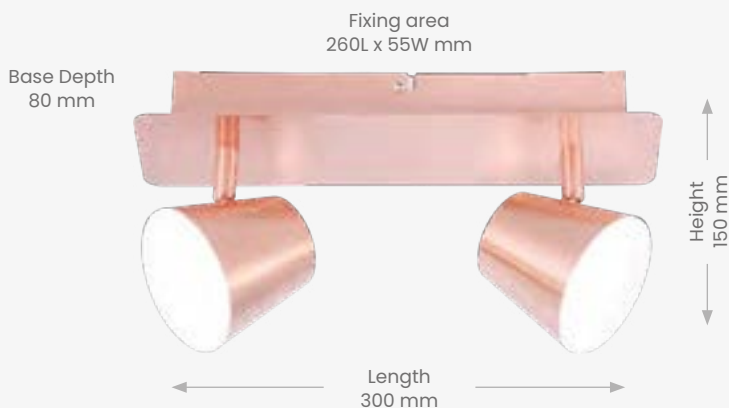
IP RATING



WARRANTY

S Spotlights

Glow Double / Triple Head



APPLICATION

Residential
Interior

COLOUR TEMP Fixed colour,
refer kelvins

CRI >80

DRIVER Integral

IP RATING 20

L70 20,000hrs

MATERIAL Iron, acrylic

MOUNT Surface

TECH Integrated LED


VOLTAGE 230V

WARRANTY 2 years



MORE INFO

OPTIONS



CODE

GLOW-2-CO

GLOW-3-CO

GLOW-3-CH

BAR SIZE (MM)

80H x 300L x 35D

80H x 500L x 35D

80H x 500L x 35D

COLOUR

Copper

Copper

Chrome

KELVINS

3000K

3000K

3000K

LUMENS

320lm per head

320lm per head

320lm per head

WATTS

6W per head

6W per head

6W per head

S

Spotlights

Bijou

Adjustable Head

APPLICATION

Residential
Interior

BEAM ANGLE 36°

CRI >80

DIMMABLE Yes, refer to compatibility download online

DRIVER Built-in

IP RATING 20

L70 25,000hrs

MATERIAL Die-cast aluminium

MOUNT Surface

POWER FACTOR >0.9

RATING IC-F / IC-4

SWIVEL Head adjusts 355°

TECH Integrated COB LED

TILT ANGLE 90°

VOLTAGE 230V

WARRANTY 3 years



IP RATING



DIMMABLE



WARRANTY



MORE INFO

OPTIONS



CODE	SMT80-WH	SMT80-BLK	SMT81-WH	SMT81-BLK
COLOUR	White	Black	White	Black
KELVINS	3000K	3000K	3000K	3000K
LUMENS	460lm	460lm	2 x 460lm	2 x 460lm
WATTS	8W	8W	16W	16W



IP RATING



DIMMABLE



WARRANTY

S

Spotlights



SMT

APPLICATION

Commercial / Residential Interior

BEAM ANGLE 40°

COLOUR TEMP Fixed colour, refer kelvins

CRI >80

DIMMABLE Yes

DRIVER Integral

IP RATING 20

L70 50,000hrs

MATERIAL Aluminium

MOUNT Surface

SWIVEL BASE ANGLE 355°

TECH Integrated LED

TILT HEAD ANGLE 85°

VOLTAGE 230V

WARRANTY 2 years



MORE INFO

OPTIONS



CODE	SMT23-BLK
COLOUR	Black
KELVINS	4000K
LUMENS	870lm
WATTS	13W

Step lights

Step lights are a great, low-cost enhancement to interior or exterior spaces. They not only provide security, but their warm glow creates a welcoming ambience. When adding to wall, stairs or a hallway, often less is more – we recommend spacing step lights between 1.5 and 3 metres apart for an optimal lighting effect.




S

step lights



IP RATING



DOUBLE INSULATED



WARRANTY

Lamina Surface

APPLICATION

Commercial / Residential
Exterior / Interior

BEAM ANGLE 120°

CLASS Double insulated

COLOUR TEMP Fixed colour,
refer kelvins

DIMMABLE No

DRIVER Integral

IK RATING 09

IP RATING 65

MATERIAL UV resistant ABS,
polycarbonate (suitable for
coastal conditions)

MOUNT Surface


OPERATING TEMP -25° C to
50° C

TECH Integrated LED

VOLTAGE 230V

WARRANTY 2 years

*Single colour temperature models
being phased out.



MORE INFO

OPTIONS



CODE	LSL1001-WH	LSL1001-BLK	LSL1201-WH	LSL1001CCT	LSL1201CCT
COLOUR	White	Black	White	White & Black covers included	White & Black covers included
KELVINS	3000K	3000K	3000K	3000K / 4000K / 6000K	3000K / 4000K / 6000K
LUMENS	100lm	100lm	220lm	80lm / 100lm / 90lm	260lm / 300lm / 275lm
SIZE	Small	Small	Large	Small	Large
WATTS	2W	2W	3.8W	2W	3.8W




Image uses
Lamina Surface,
refer page 191.

S

step lights



IP RATING



DOUBLE INSULATED



WARRANTY

Sheathe Surface

APPLICATION

Commercial / Residential
Exterior / Interior

BEAM ANGLE 120°

CLASS Double insulated

COLOUR TEMP Fixed colour and Tri-colour switchable, refer kelvins

DIMMABLE No

DRIVER Integral

IK RATING 09

IP RATING 65

MATERIAL UV resistant ABS, polycarbonate (suitable for coastal conditions)

MOUNT Surface


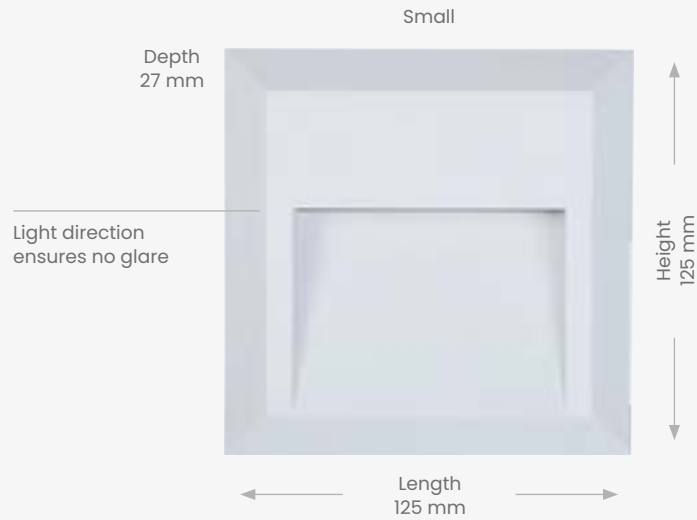
OPERATING TEMP -25° C to 50° C

TECH Integrated LED

VOLTAGE 230V


WARRANTY 2 years

*Single colour temperature models being phased out.



MORE INFO

OPTIONS



CODE	LSL1252-BLK	LSL1252CCT	LSL2302-WH	LSL2302CCT
COLOUR	Black	White & Black covers included	White	White & Black covers included
KELVINS	3000K	3000K / 4000K / 6000K	3000K	3000K / 4000K / 6000K
LUMENS	120lm	60lm / 70lm / 65lm	180lm	120lm / 140lm / 130lm
SIZE	Small	Small	Large	Large
WATTS	1.6W	1.6W	3.5W	3.5W



IP RATING



WARRANTY

S

Step lights



Round

Diameter
Ø55 mm



Square

Length
55 mm

Width
55 mm



MORE INFO



OPTIONS

CODE	A350CLED-WH	A350SLED-AL
COLOUR	White	Brushed Aluminium
KELVINS	3000K	3000K
LUMENS	150lm	150lm
RECESS W/O CYLINDER (MM)	Ø40 x 29D	Ø40 X 29D
RECESS WITH CYLINDER (MM)	Ø50 x 55D	Ø50 x 55D
TYPE	Round	Square
WATTS	2W	2W

Alona Recessed

APPLICATION

Commercial / Residential
Exterior / Interior

COLOUR TEMP Fixed colour,
refer kelvins

DRIVER All fittings include
700 mA LED driver

IP RATING 54

L70 30,000hrs

MATERIAL Anodised 6063
aluminium, plastic recess
sleeve

MOUNT Recessed

TECH Integrated LED

VOLTAGE 230V

WARRANTY 2 years

Mount with plastic recess
sleeve or clips.

S

Step lights



IP RATING



WARRANTY

Mali Sensor Recessed

APPLICATION

Commercial / Residential
Interior / Exterior

COLOUR TEMP Fixed colour,
refer kelvins

DIMMABLE No

DRIVER Separate 24V DC driver
required, refer page 78

IP RATING 54

L70 30,000hrs

MATERIAL Aluminium

MOUNT Recessed

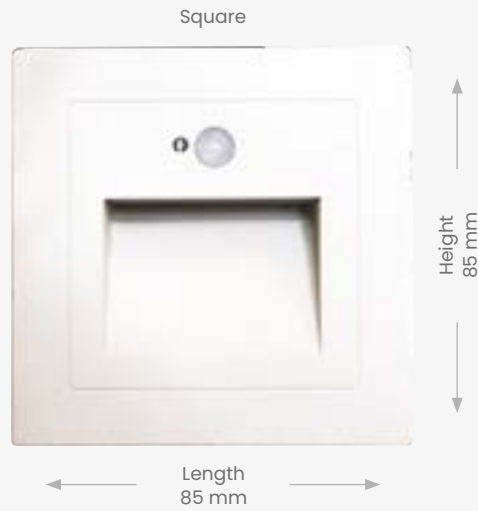
SENSOR Integrated PIR

TECH Integrated LED

VOLTAGE 24V DC

WARRANTY 2 years

Depth
40 mm



Length
85 mm

Round

Depth
64 mm



Diameter
Ø75 mm



MORE INFO

OPTIONS



CODE	SW32-BLK	SW32-WH	SW18-WH
COLOUR	Black	White	White
KELVINS	3000K	3000K	3000K
LUMENS	65lm	65lm	60lm
RECESS (MM)	75L x 65H x 45D	75L x 65H x 45D	Ø70 x 62D
TYPE	Square	Square	Round
WATTS	3W	3W	3W

Mali Sensor

Steplight

PIR sensor

Built-in sensor with
60° sensing angle and
3M sensing distance

Versatile

IP54, suitable for interior
or exterior placements



2 x colours

Available in black
& white options

Sensor time

30 seconds



**Our range of sensor step lights are designed
to offer style and utility in one.**

Each luminaire has a built-in sensor, enabling each unit to work independently. No need to combine and test technology from different suppliers, saving yourself time during installation.

For more specification detail visit eurotechlighting.co.nz

Search word **Mali**

S

step lights



IP RATING



WARRANTY

Ando

APPLICATION

Commercial / Residential
Interior / Exterior

COLOUR TEMP Fixed colour,
refer kelvins

DIMMABLE No

DRIVER Integral

IP RATING 54

MATERIAL LM6 corrosion
resistant aluminium


MOUNT Recessed

RECESS AREA (MM)
201L x 50H x 70D

TECH Integrated LED

VOLTAGE 230

WARRANTY 2 years



MORE INFO

OPTIONS



CODE LEDSTEP

COLOUR Silver

KELVINS 3500K

LUMENS 520lm

WATTS 5W



IP RATING



WARRANTY

S

Step lights

Chameleon Paintable



APPLICATION

Commercial / Residential Interior

COLOUR TEMP Fixed colour, refer kelvins

DIMMABLE Yes, lamp dependent

DRIVER No Driver

IP RATING 20

LAMP Supplied with ECON GU10

MATERIAL Paintable plaster

MOUNT Recessed

TECH Replaceable Lamp

VOLTAGE 230V


WARRANTY 2 years

Recedes to become part of the wall. Excellent for hallways and stairs. Mount high to cast indirect light onto the ceiling.



MORE INFO

OPTIONS



CODE PLASTER 3014

COLOUR White

WATTS 10W Max



Upli



Uplighters

Uplighters are used to enhance landscaping features. When positioned well, they lift outdoor spaces creating a warm atmosphere and provide night-time security, without creating glare. Locating them at deck corners or under seats will conceal the fixture from direct view. Our range includes a special glare-reducing asymmetrical lens model for lighting more open areas. All our uplighters are 12–24V, making them easy to install, as cables can be surface mounted.

Uplighters



IP RATING



WARRANTY

Bul29 Inground Fixed

APPLICATION

Residential
Exterior

CRI >80

DIMMABLE No

DRIVER Requires separate
24V DC Driver, refer page 78

IK RATING 08

IP RATING 67

L70 30,000hrs

MATERIAL 316 Stainless
steel face and anodised
6063 aluminium, with
polycarbonate mounting
recessed sleeve

MOUNT Recessed with
mounting sleeve

TECH Integrated LED

VOLTAGE 24V DC

WARRANTY 3 years



MORE INFO

OPTIONS

CODE BUL29

BEAM ANGLE 20 x 25

KELVINS 3500K

LUMENS 145lm

OPTICS Asymmetrical

RECESS SIZE (MM) Ø62 x 95D

WATTS 3W



IP RATING



WARRANTY



Bul25 Inground Fixed



← Diameter
Ø50 mm →



MORE INFO



OPTIONS

CODE	BUL25
BEAM ANGLE	30°
KELVINS	3500K
LUMENS	145lm
OPTICS	Symmetrical
RECESS SIZE (MM)	Ø62 x 95D
WATTS	3W

APPLICATION

Residential
Exterior

CRI >80

DIMMABLE No

DRIVER Requires separate
24V DC Driver, refer page 78

IK RATING 08

IP RATING 67

L70 30,000hrs

MATERIAL 316 Stainless
steel face and anodised
6063 aluminium, with
polycarbonate mounting
recessed sleeve

MOUNT Recessed with
mounting sleeve

TECH Integrated LED

VOLTAGE 24V DC

WARRANTY 3 years

Uplighters



IP RATING



WARRANTY

Bul13 Inground Fixed

APPLICATION

Residential
Exterior

CRI >80

DIMMABLE No

DRIVER Requires separate
24V DC Driver, refer page 78

IK RATING 08

IP RATING 67

L70 30,000hrs

MATERIAL 316 Stainless
steel face and anodised
6063 aluminium, with
polycarbonate mounting
recessed sleeve

MOUNT Recessed with
mounting sleeve

TECH Integrated LED

VOLTAGE 24V DC

WARRANTY 3 years



← Diameter
Ø80 mm →



MORE INFO



OPTIONS

CODE BUL13

BEAM ANGLE 23°

KELVINS 3500K

LUMENS 440lm

OPTICS Symmetrical

RECESS SIZE (MM) Ø76 x 125D

WATTS 5W



IP RATING



WARRANTY



Bul17 Inground Fixed



← Diameter
Ø95 mm →



MORE INFO



OPTIONS

CODE	BUL17
BEAM ANGLE	23°
KELVINS	3500K
LUMENS	915lm
OPTICS	Symmetrical
RECESS SIZE (MM)	Ø84 x 145D
WATTS	10W

APPLICATION

Residential
Exterior

CRI >80

DIMMABLE No

DRIVER Requires separate
24V DC Driver, refer page 78

IK RATING 08

IP RATING 67

L70 30,000hrs

MATERIAL 316 stainless
steel face and anodised
6063 aluminium, with
polycarbonate mounting
recessed sleeve

MOUNT Recessed with
mounting sleeve

TECH Integrated LED

VOLTAGE 24V DC

WARRANTY 3 years

Uplighters



IP RATING



WARRANTY

Bul21 Inground Fixed

APPLICATION

Residential
Exterior

CRI >80

DIMMABLE No

DRIVER Requires separate
24V DC Driver, refer page 78

IK RATING 08

IP RATING 67

L70 30,000hrs

MATERIAL 316 stainless
steel face and anodised
6063 aluminium, with
polycarbonate mounting
recessed sleeve

MOUNT Recessed with
mounting sleeve

TECH Integrated LED

VOLTAGE 24V DC

WARRANTY 3 years



MORE INFO



OPTIONS

CODE BUL21

BEAM ANGLE 23°

KELVINS 3500K

LUMENS 1320lm

OPTICS Symmetrical

RECESS SIZE (MM) Ø104 x 155D

WATTS 15W



IP RATING



WARRANTY



Bul43 Inground Fixed

APPLICATION

Residential
Exterior

CRI >80

DIMMABLE No

DRIVER Requires separate
24V DC Driver, refer page 78

IK RATING 08

IP RATING 67

L70 30,000hrs

MATERIAL 316 stainless
steel face and anodised
6063 aluminium, with
polycarbonate mounting
recessed sleeve

MOUNT Recessed with
mounting sleeve

TECH Integrated LED

VOLTAGE 24V DC

WARRANTY 3 years

Suitable for concrete
and deck application



Diameter
Ø150 mm



MORE INFO



OPTIONS

CODE	BUL43
BEAM ANGLE	30°
KELVINS	3500K
LUMENS	830lm
OPTICS	Symmetrical
RECESS SIZE (MM)	Ø150 x 113D
WATTS	14W

Uplighters

Tul Inground Tilttable

APPLICATION

Light Commercial* / Residential
Exterior

BEAM ANGLE Adjustable

COLOUR TEMP Fixed colour,
refer kelvins

CRI >80

DIMMABLE No

DRIVER Requires separate
12V DC Driver, refer page 208

IK RATING 10

IP RATING 67

L70 42,000hrs

MATERIAL 316 Stainless steel
face, aluminium body, plastic
recess sleeve

MOUNT Recessed with
mounting sleeve

TECH Integrated LED

VOLTAGE 12V DC

WARRANTY 3 years

*Max 12 hours operation per day.



IP RATING



WARRANTY



MORE INFO



OPTIONS

CODE	TUL12W
CUT-OUT (MM) W/O RECESS BOX	Ø115
CUT-OUT (MM) WITH RECESS BOX	Ø195
KELVINS	3500K
LUMENS	900lm
WATTS	12W




Image uses Bull3
Inground Fixed,
refer page 203.



Wall lights



W Wall lights



IP RATING



DIMMABLE*



WARRANTY

Mia Wall Lights

APPLICATION

Residential
Interior

DIMMABLE Yes, lamp dependent

DRIVER Not required

IP RATING 20

LAMP Replaceable E27 (sold separately)

MATERIAL Metal

MOUNT Surface

TECH Replaceable LED

VOLTAGE 230V

WARRANTY 2 years

*Dimmable only with a capable lamp.



MORE INFO

OPTIONS



CODE	KW309-BLK	KW309-BR	KW309-WH
COLOUR	Black	Brushed Brass	White
WATTS	60W Max	60W Max	60W Max



IP RATING



DIMMABLE*



WARRANTY

W Wall lights

Esther

APPLICATION

Residential
Interior

DIMMABLE Yes, lamp
dependent

IP RATING 20

LAMP Replaceable E27
(sold separately)

MATERIAL Glass, metal

VOLTAGE 230V

WARRANTY 2 years

*Dimmable only with
a capable lamp.



MORE INFO



OPTIONS

CODE	KW199
COLOUR	Glass, Brass, Gun Metal
WATTS	40W Max

W

Wall lights



IP RATING



DIMMABLE*



WARRANTY

Estelle

APPLICATION

Residential
Interior

DIMMABLE Yes, lamp
dependent

IP RATING 20

LAMP Replaceable E27
(sold separately)

MATERIAL Glass, metal

VOLTAGE 230V

WARRANTY 2 years

*Dimmable only with
a capable lamp.

Combine multiple
lights in a row to
give your bathroom
added atmosphere



MORE INFO

OPTIONS



CODE

KW200

COLOUR

Glass, Brass, Black Metal

WATTS

40W Max



Image uses
Mia Wall Lights,
refer page 211.

W Wall lights



IP RATING



DIMMABLE



WARRANTY

Chameleon Curved

APPLICATION

Commercial / Residential Interior

COLOUR TEMP Fixed colour, refer kelvins

CRI >80

DIMMABLE Yes, refer to compatibility download online

DRIVER Integral

IP RATING 20

LIGHT DIRECTION 2-way

MOUNT Surface

TECH Integrated LED

VOLTAGE 230V

WARRANTY 3 years

Paintable Plaster


White Sandstone

Black Sandstone



MORE INFO

OPTIONS



CODE	PLASTER8428	STONE8428-WH	STONE8428-BLK
COLOUR	Paintable Plaster	White Sandstone	Black Sandstone
KELVINS	3000K	3000K	3000K
LUMENS	2 x 250lm	2 x 250lm	2 x 250lm
MATERIAL	Paintable Plaster	Sandstone	Sandstone
WATTS	6W	6W	6W




IP RATING



DIMMABLE



WARRANTY



W Wall lights

Chameleon Paintable Rectangle

APPLICATION

Commercial / Residential Interior

COLOUR TEMP Fixed colour, refer kelvins

CRI >80

DIMMABLE Yes, refer to compatibility download online

DRIVER Integral

IP RATING 20

LIGHT DIRECTION 2-way

MATERIAL UV resistant ABS, polycarbonate

MOUNT Surface

TECH Integrated LED

VOLTAGE 230V

WARRANTY 3 years



MORE INFO



OPTIONS

CODE PLASTER8429

COLOUR Paintable Plaster

KELVINS 3000K

LUMENS 2 x 250lm

WATTS 6W

W

Wall lights



IP RATING



WARRANTY

Chameleon Paintable Bar

APPLICATION

Commercial / Residential
Interior

COLOUR TEMP Fixed colour,
refer kelvins

CRI >80

DIMMABLE No

DRIVER Integral

IP RATING 20

LIGHT DIRECTION 2-way


MATERIAL Paintable plaster

MOUNT Surface

TECH Integrated LED

VOLTAGE 230V

WARRANTY 3 years



MORE INFO

OPTIONS



CODE PLASTER8430

COLOUR Paintable Plaster

KELVINS 3000K

LUMENS 450lm

WATTS 5W



DIMMABLE



IP RATING



WARRANTY

W Wall lights

Orthodox

APPLICATION

Commercial / Residential Interior

COLOUR TEMP Fixed colour, refer kelvins

CRI >80

DIMMABLE Yes, refer to compatibility download online

DRIVER Integral

IP RATING 20

LIGHT DIRECTION Up / Down

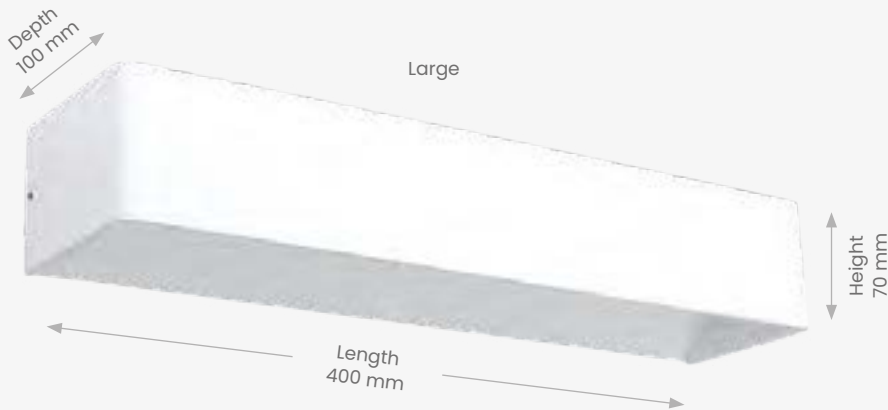
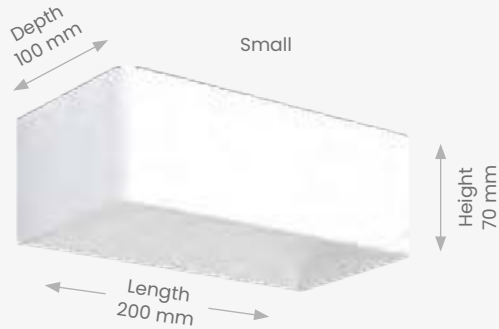
MATERIAL Aluminium

MOUNT Surface

TECH Integrated LED

VOLTAGE 230V

WARRANTY 2 years



MORE INFO

OPTIONS



CODE	A024LED-AL	A024LED-WH	A024LED-BLKG	A025LED-AL	A025LED-WH
COLOUR	Aluminium	White	Black & Gold	Aluminium	White
KELVINS	3000K	3000K	3000K	3000K	3000K
LUMENS	800lm	800lm	800lm	1600lm	1600lm
TYPE	Small	Small	Small	Large	Large
WATTS	8W	8W	8W	16W	16W



Image uses
Spend Designer,
refer page 220.



IP RATING



WARRANTY

W

Wall lights

Spend Designer



APPLICATION

Commercial / Residential Interior

COLOUR TEMP Fixed colour, refer kelvins

CRI >80

DIMMABLE No

DRIVER Integral

IP RATING 20

LIGHT DIRECTION 2-way

MATERIAL Aluminium

MOUNT Surface

TECH Integrated LED

VOLTAGE 230V

WARRANTY 3 years

Great for wall wash light effect.



MORE INFO

OPTIONS



CODE	SPEND14
COLOUR	Black
KELVINS	4000K
LUMENS	2000lm
WATTS	25W

W Wall lights



IP RATING



WARRANTY

Belinda

APPLICATION

Commercial / Residential
Interior

COLOUR TEMP Tri-colour
switchable, refer kelvins

CRI >80

DIMMABLE No

DRIVER Integral

IP RATING 20

LIGHT DIRECTION Up / Down

MATERIAL Aluminium

MOUNT Surface

ON / OFF Individual switches
for Up and Down lights


TECH Integrated LED

VOLTAGE 230V

WARRANTY 3 years



CCT switch



On / Off switch

Independent light direction
and colour temperature
- Up only
- Down only



MORE INFO

OPTIONS



CODE SPEND12

COLOUR White

KELVINS 3000K / 4000K / 6000K

LUMENS 2600lm @ 4000K

WATTS 30W

Image uses
Belinda 2-way
bed light,
refer page 221.



W

Wall lights



IP RATING



WARRANTY

Echo Backlit

APPLICATION

Commercial / Residential
Interior

COLOUR TEMP Fixed colour,
refer kelvins

CRI >80

DIMMABLE No

DRIVER Integral

IP RATING 20

LIGHT DIRECTION Backlit

MATERIAL Aluminium

MOUNT Surface

TECH Integrated LED

VOLTAGE 230V

WARRANTY 2 years



MORE INFO

OPTIONS



CODE A059LED

COLOUR White

KELVINS 3000K

LUMENS 550lm

WATTS 5.5W



IP RATING



WARRANTY

W

Wall lights

Taco 2-way

APPLICATION

Commercial / Residential
Exterior

BEAM ANGLE 60°

COLOUR TEMP Fixed colour,
refer kelvins

DIMMABLE No

DRIVER Integral

IP RATING 54

LIGHT DIRECTION Up / Down


MATERIAL Anodised 6063
aluminium

MOUNT Surface

TECH Integrated LED

VOLTAGE 230V

WARRANTY 2 years



MORE INFO

OPTIONS



CODE	A1532LED-WH	A1532LED-BLK
COLOUR	White	Black
KELVINS	3000K	3000K
LUMENS	540lm	540lm
WATTS	6W	6W

W Wall lights



IP RATING



WARRANTY

Melba

APPLICATION

Commercial / Residential
Exterior

COLOUR TEMP Fixed colour,
refer kelvins

CRI >80

DIMMABLE No

DRIVER Integral

IP RATING 54

LIGHT DIRECTION Dual
horizontal

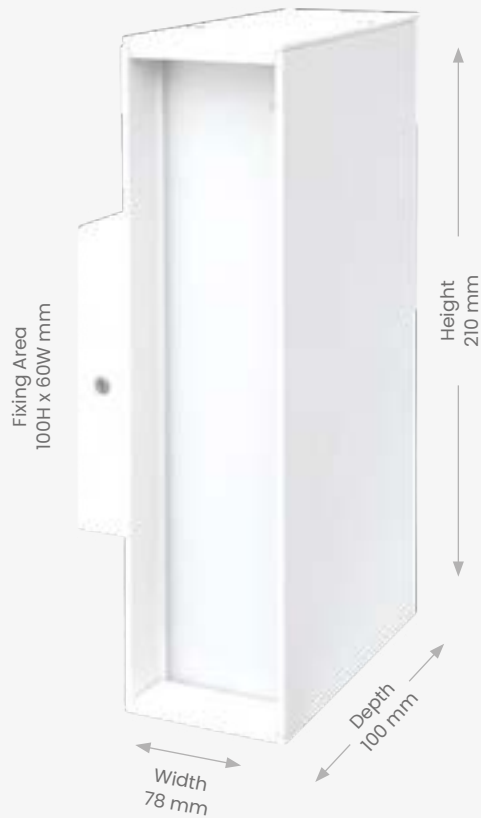
MATERIAL Pre-treated
corrosion resistant aluminium
with electrophoretic coating

MOUNT Surface

TECH Integrated LED

VOLTAGE 230V

WARRANTY 2 years



MORE INFO

OPTIONS



CODE	RW7013K-WH	RW7013K-CH
COLOUR	White	Charcoal
KELVINS	3000K	3000K
LUMENS	2 x 200lm	2 x 200lm
WATTS	8W	8W



IP RATING

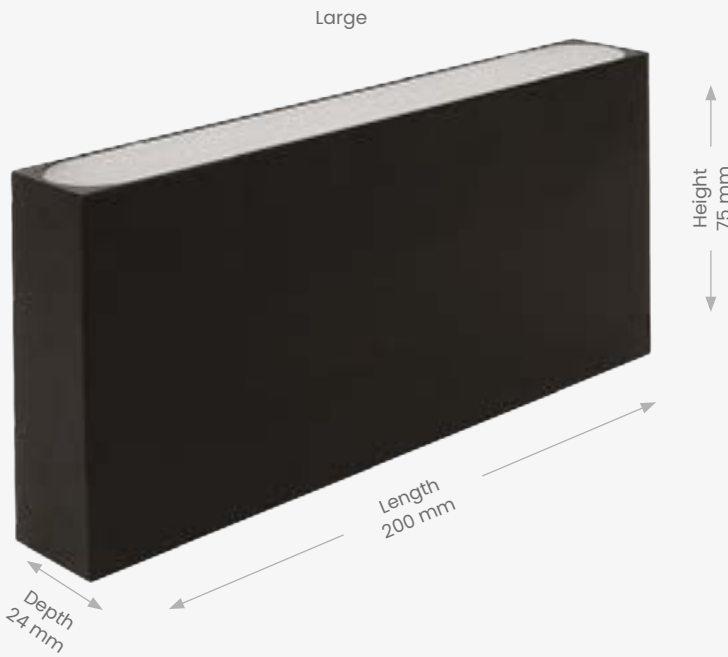
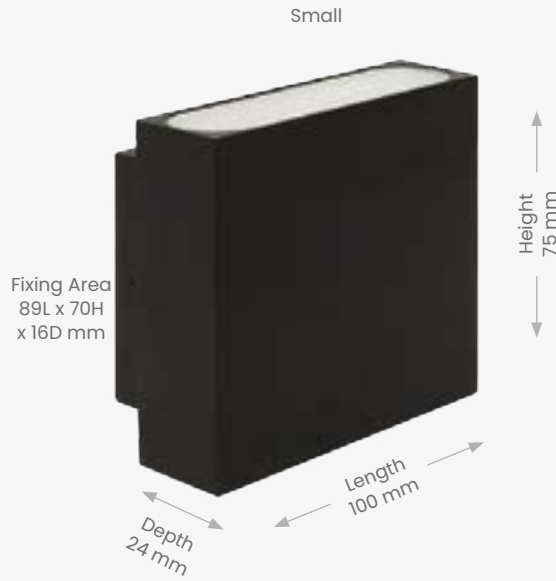


WARRANTY

W

Wall lights

Wafer



MORE INFO

APPLICATION

Commercial / Residential
Exterior

BEAM ANGLE 110°

COLOUR TEMP Fixed colour,
refer kelvins

DIMMABLE No

DRIVER Integral

IP RATING 54

LED LIFE 30,000hrs

LIGHT DIRECTION Up / Down

MATERIAL Anodised 6063
aluminium (suitable for
coastal conditions)

MOUNT Surface

TECH Integrated LED

VOLTAGE 230V

WARRANTY 2 years

OPTIONS




CODE	A0192LED-BLK	A0212LED-BLK
COLOUR	Black	Black
KELVINS	3000K	3000K
LUMENS	560lm	1600lm
TYPE	Small	Large
WATTS	6W	16W

W Wall lights



IP RATING



DOUBLE INSULATED



WARRANTY

Apical

APPLICATION

Commercial / Residential
Exterior

CLASS Double insulated

COLOUR TEMP Fixed colour and Tri-colour switchable options, refer kelvins

CRI >80

DIMMABLE No

DRIVER Integral

IP RATING 65

LIGHT DIRECTION Up / Down

MATERIAL UV resistant, anti-corrosion ABS, polycarbonate (suitable for coastal conditions)

MOUNT Surface


OPERATING TEMP -25°C to 55°C

TECH Integrated LED

VOLTAGE 230V


WARRANTY 3 years

*Single colour temperature options being phased out.



MORE INFO

OPTIONS



CODE	LUD1701-WH	LUD1701-BLK	LUD1701CCT-WH	LUD1701CCT-BLK	LUD2300-WH	LUD2300-BLK
COLOUR	White	Black	White	Black	White	Black
KELVINS	3000K	3000K	3000K / 4000K / 6000K	3000K / 4000K / 6000K	3000K	3000K
LUMENS	600lm	600lm	460lm / 520lm / 500lm	460lm / 520lm / 500lm	900lm	900lm
SIZE	Small	Small	Small	Small	Large	Large
WATTS	9W	9W	9W	9W	12W	12W



Image uses Apical,
refer page 227.


W Wall lights



IP RATING



DIMMABLE*



DOUBLE INSULATED



WARRANTY

Byron Square 2-way

APPLICATION

Residential
Exterior

CLASS Double insulated

COLOUR TEMP Lamp dependent

IK RATING 08

IP RATING 54

LAMP 2 x GU10 lamps (sold separately)*

LIGHT DIRECTION Up / Down

MATERIAL UV resistant, anti-corrosion ABS, polycarbonate (suitable for coastal conditions)

MOUNT Surface

TECH Replaceable lamp

VOLTAGE 230V

WARRANTY 3 years

*Dimmable only with a capable lamp.

Small

Fixing Area
100H x 65W mm



Large

Fixing Area
100H x 65W mm



MORE INFO

OPTIONS



CODE	LUS2003	LUS2203
COLOUR	Black	Black
SIZE	Small	Large
WATTS	2 x 10W Max	2 x 10W Max



IP RATING



DIMMABLE*



DOUBLE INSULATED



WARRANTY

W Wall lights

Byron Square 1-way

APPLICATION

Residential
Exterior

CLASS Double insulated

COLOUR TEMP Lamp dependent

IK RATING 08

IP RATING 54

LAMP 1 x GU10 lamp (sold separately)*

LIGHT DIRECTION Down only

MATERIAL UV resistant, anti-corrosion ABS, polycarbonate (suitable for coastal conditions)

MOUNT Surface

TECH Replaceable lamp

VOLTAGE 230V

WARRANTY 3 years

*Dimmable only with a capable lamp.



MORE INFO



OPTIONS

CODE	LUS1003	LUS1103
COLOUR	Black	Black
SIZE	Small	Large
WATTS	2 x 10W Max	2 x 10W Max

W

Wall lights



IP RATING



DIMMABLE*



WARRANTY

Byron Round 2-way

APPLICATION

Residential
Exterior

COLOUR TEMP Lamp
dependent

IK RATING 08

IP RATING 54

LAMP 2 x GU10 lamps
(sold separately)*

LIGHT DIRECTION Up / Down

MATERIAL UV resistant,
anti-corrosion ABS,
polycarbonate (suitable for
coastal conditions)

MOUNT Surface

TECH Replaceable lamp

VOLTAGE 230V

WARRANTY 3 years

*Dimmable only with
a capable lamp.



MORE INFO

OPTIONS



CODE	LUS2004	LUS2204
COLOUR	Black	Black
SIZE	Small	Large
WATTS	2 x 10W Max	2 x 10W Max



IP RATING



DIMMABLE*



DOUBLE INSULATED



WARRANTY

W

Wall lights

Byron Round 1-way

APPLICATION

Residential
Exterior

CLASS Double insulated

COLOUR TEMP Lamp dependent

IK RATING 08

IP RATING 54

LAMP 1 x GU10 lamp (sold separately)*

LIGHT DIRECTION Down only

MATERIAL UV resistant, anti-corrosion ABS, polycarbonate (suitable for coastal conditions)

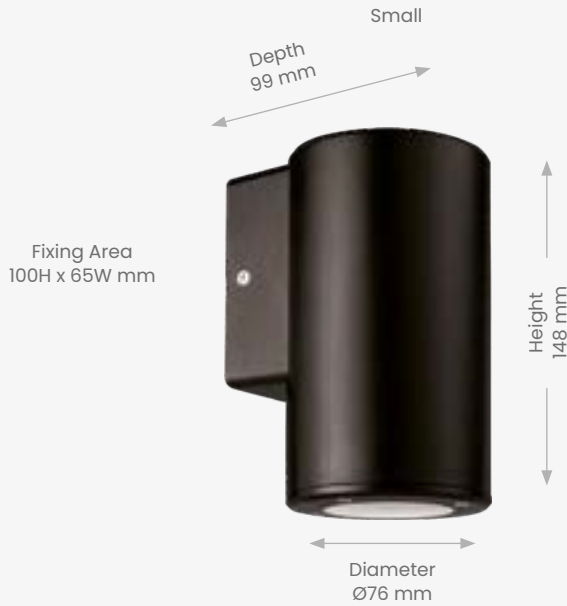
MOUNT Surface

TECH Replaceable lamp

VOLTAGE 230V

WARRANTY 3 years

*Dimmable only with a capable lamp.



MORE INFO

OPTIONS



CODE	LUS1004	LUS1104
COLOUR	Black	Black
SIZE	Small	Large
WATTS	10W Max	10W Max

W

Wall lights



IP RATING



DIMMABLE*



WARRANTY

Byron AL 2-way

APPLICATION

Residential
Exterior

COLOUR TEMP Lamp
dependent

IP RATING 54

LAMP 2 x GU10 lamps
(sold separately)

LIGHT DIRECTION Up / Down

MATERIAL 304 Stainless steel,
clear glass lens

MOUNT Surface

TECH Replaceable lamp

VOLTAGE 230V

WARRANTY 3 years

*Dimmable only with
a capable lamp.

Fixing Area
80L x 80W x 22H mm



Height
195 mm

Diameter
Ø102 mm



MORE INFO

OPTIONS



CODE L1092UD

COLOUR Stainless Steel

LUMENS Lamp dependent

WATTS 2 x 35W Max



IP RATING



WARRANTY

W Wall lights

Lynx

APPLICATION

Residential
Exterior

BEAM ANGLE 60°

COLOUR TEMP Lamp dependent

DIMMABLE Lamp dependent

IP RATING 54

LAMP Replaceable E27, LEDE27LP12W3K (included)

MATERIAL 304 Stainless steel, polycarbonate diffuser

MOUNT Surface

TECH Replaceable lamp

VOLTAGE 230V

WARRANTY 2 years



MORE INFO

OPTIONS



CODE	L281WL-SS
COLOUR	Stainless Steel
TYPE	Grill
WATTS	12W Max

W

Wall lights



IP RATING



DIMMABLE*



WARRANTY

AI Up / Down

APPLICATION

Commercial / Residential
Exterior

COLOUR TEMP Lamp
dependent

IP RATING 54

LAMP 2 x GU10 lamps
(sold separately)

MATERIAL Pre-treated
corrosion resistant Aluminium

MOUNT Surface

TECH Replaceable lamp

VOLTAGE 230V

WARRANTY 2 years

*Dimmable only with
a capable lamp.

Fixing Area
137H x 55W mm



Fixing Area
137H x 55W mm



MORE INFO

OPTIONS



CODE	L1267UD	L1268UD
COLOUR	Brushed Aluminium	Brushed Aluminium
KELVINS	Lamp dependent	Lamp dependent
TYPE	Round	Square
WATTS	2 x 35W Max	2 x 35W Max



IP RATING



WARRANTY

W

Wall lights

AI Up / Down



Fixing Area
85H x 85W mm

APPLICATION

Commercial / Residential
Exterior

BEAM ANGLE 110°

COLOUR TEMP Fixed colour,
refer kelvins

DIMMABLE No

DRIVER Integral

IP RATING 54

MATERIAL Anodized 6063
aluminium

MOUNT Surface

TECH Integrated LED

VOLTAGE 230

WARRANTY 2 years



MORE INFO

OPTIONS



CODE A3052LED

COLOUR Brushed Aluminium

KELVINS 3000K

LUMENS 560lm

WATTS 2 x 3W Max

W

Wall lights



IP RATING



WARRANTY

Vintage Opal

APPLICATION

Residential
Exterior

COLOUR TEMP Fixed colour,
refer kelvins

DIMMABLE No

DRIVER Integral

IP RATING 54


MATERIAL 304 Stainless steel
frame with opal PC diffuser

MOUNT Surface

TECH Integrated LED

VOLTAGE 230V

WARRANTY 2 years



MORE INFO

OPTIONS



CODE	L13WL
COLOUR	Black frame with opal diffuser
KELVINS	3000K
LUMENS	720lm
WATTS	9W



IP RATING



DIMMABLE*



WARRANTY

W Wall lights

Vintage Clear

APPLICATION

Residential
Exterior

COLOUR TEMP Lamp dependent

DIMMABLE Yes, lamp dependent

IP RATING 54

LAMP E27 lamp (sold separately)

MOUNT Surface

TECH Replaceable lamp

VOLTAGE 230V

WARRANTY 2 years

*Dimmable only with a capable lamp.

Use a LED filament lamp to create a classic look



Height 240 mm

Length 160 mm Depth 105 mm



MORE INFO



OPTIONS

CODE L40WL

COLOUR Black with clear glass

MATERIAL 304 stainless steel, glass

WATTS 60W Max

W

Wall lights



IP RATING



DIMMABLE*



WARRANTY

Lantern Down

APPLICATION

Commercial / Residential
Exterior

COLOUR TEMP Lamp
dependent

DRIVER Not required

IP RATING 54

LAMP E27 lamp
(sold separately)

MATERIAL Polycarbonate with
glass diffuser

MOUNT Surface

TECH Replaceable lamp

VOLTAGE 230V

WARRANTY 2 years

*Dimmable only with
a capable lamp.



MORE INFO



OPTIONS

CODE LWL382

COLOUR Black

WATTS 60W Max



IP RATING



DIMMABLE*



WARRANTY

W Wall lights



MORE INFO

Lantern Reversible

APPLICATION
Commercial / Residential Exterior

COLOUR TEMP Lamp dependent

DRIVER Not required

IP RATING 54

LAMP E27 lamp (sold separately)

MATERIAL Polycarbonate with glass diffuser (suitable for coastal conditions)

MOUNT Surface

TECH Replaceable lamp

VOLTAGE 230V

WARRANTY 2 years

*Dimmable only with a capable lamp.



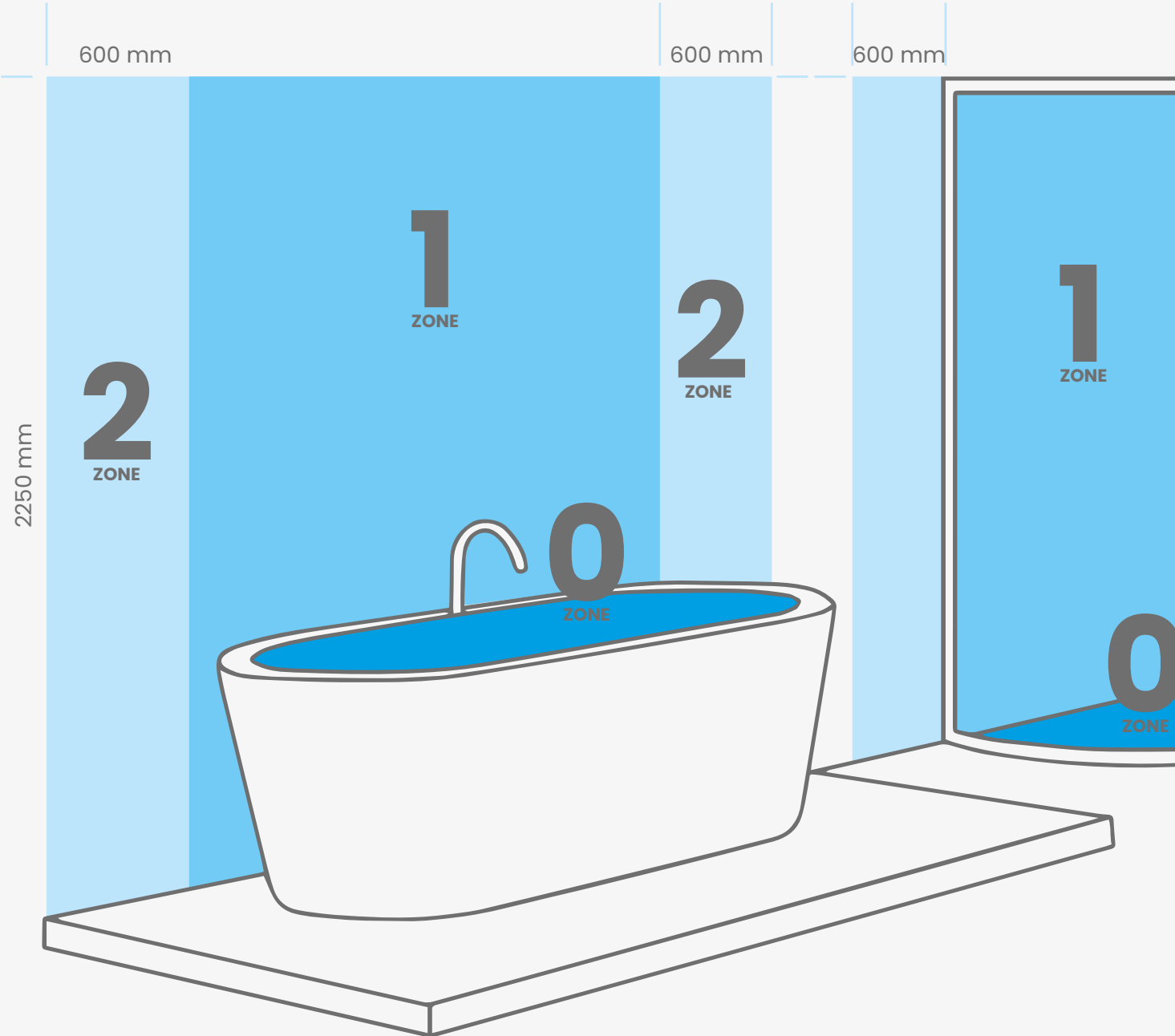
OPTIONS

CODE LWL632

COLOUR Black

WATTS 60W Max

IP Zone Chart

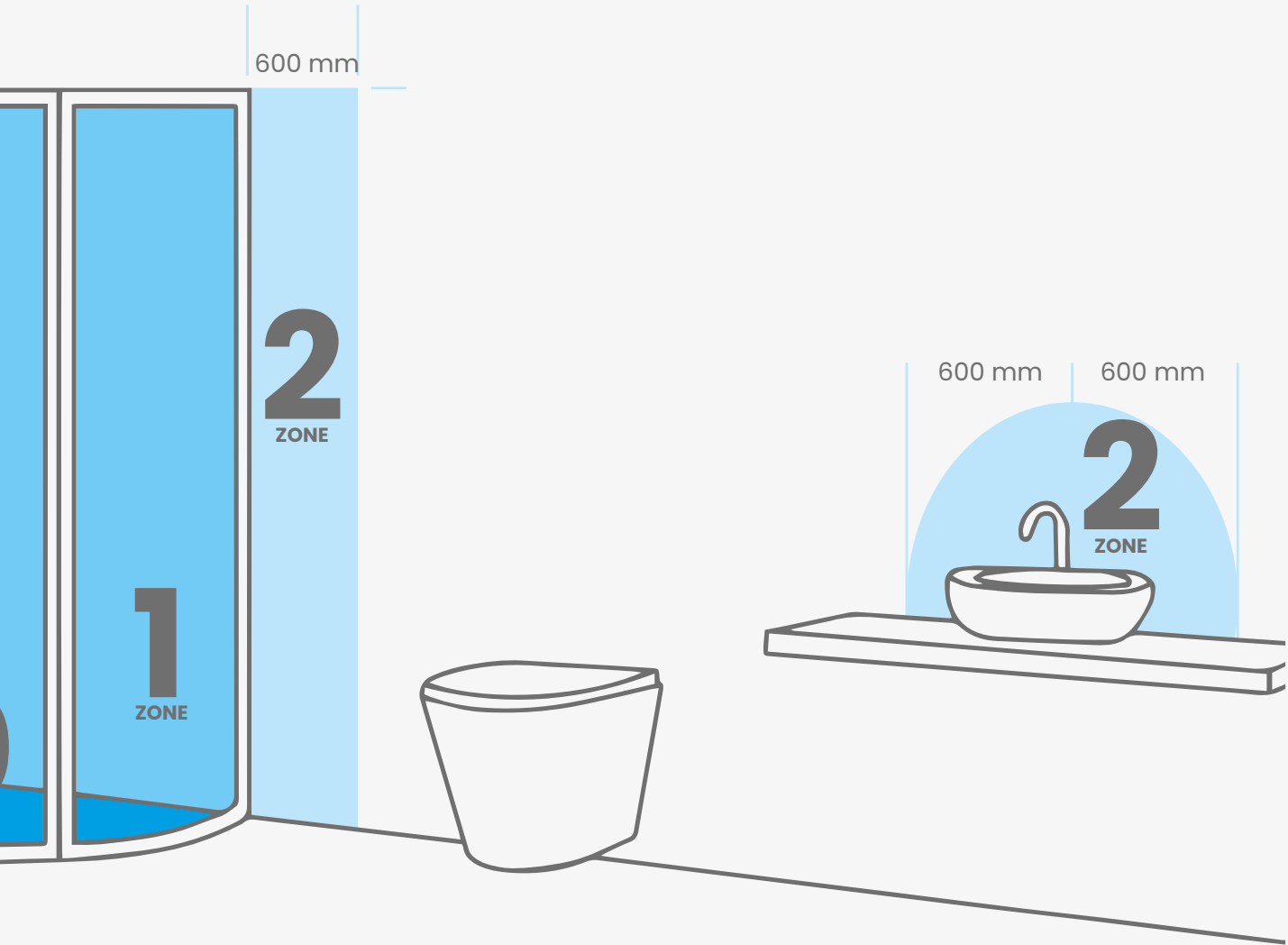


NEED HELP?



CONTACT US

This chart shows which areas are suitable for certain IP Ratings in your bathroom. Fixtures in Zone 0 require an IP rating of 67. Fixtures in Zones 1 and 2 require an IP Rating of 44.



Suitable for **Zone 0**



Suitable for **Zone 1 & 2**

IP Rating Chart

IP stands for **Ingress Protection** and is formed with two numbers

IP44

The two numbers refer to two separate levels of protection

The first digit shows the level of protection against solid objects

The second digit shows the level of protection against water

0 No protection against contact and ingress



1 Protection from solid objects larger than 50mm diameter (hands/large tools)



2 Protection from solid objects larger than 12.5mm diameter (hands/large tools)



3 Protection from solid objects larger than 2.5mm diameter (small tools/wires)



4 Protection from solid objects larger than 1.0mm diameter (wires)



5 Sufficient protection against entry of dust that interferes with equipment



6 Complete dust protection (No ingress of dust)



0 No protection



1 Protection against vertically falling drops of water



2 Protection against vertically falling water drops when tilted at 15° angle



3 Protection against water spraying up to 60° on either side



4 Protection against water spraying at all practicable angles



5 Protection against low pressure water jets from all practicable angles



6 Protection against powerful water jets from all practicable angles or heavy seas



7 Protection against temporary submersion under defined conditions of pressure and time



8 Protection against continuous submersion in water

