

HÄFELE



KITCHEN FITTINGS & STORAGE SOLUTIONS INNOVATION AT ITS BEST

Brought to you by Häfele

WELCOME TO HÄFELE

Established in 1989, Häfele New Zealand has been bringing you the latest innovations, sourced from either our own factories, or from our partners around the world, for over 27 years. With showrooms and design centres in all three major centres across New Zealand, we are at your side Nationwide and look forward to being of service to you for many years to come.

Since Häfele began in the small German town of Nagold in 1923, we have been dedicated to bringing quality not only to our products, but to each customer relationship. Quality is the driving force guiding the efforts of our employees worldwide. As the company's reach has expanded around the world, Häfele has remained a true family-owned business and strives to make these values universal. This is accomplished through the remarkable breadth of expertise that Häfele uses every day to help our customers.





HÄFELE BRINGS THE
BEST OF EUROPEAN
KITCHEN FITTINGS &
ACCESSORIES TO YOU!

H'AFELE

IDEAS
FOR
LIVING

ideasforliving.co.nz





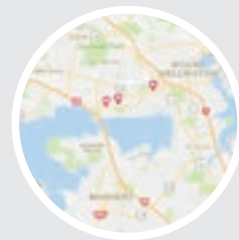
The destination for inspiration, planning and innovative products.

Häfele believes the perfect home starts with the perfect kitchen which is about more than just great looks. It is also about creating a space that perfectly combines style with function, and is tailor made to suit you and your lifestyle. This is the Häfele 'Ideas for Living' philosophy. Creating individual, inspiring, functional spaces that have a positive impact on the way you live. Together with our Studio Partners, we have the knowledge and expertise to make your home smart, well organised, flexible and future proof. Simply a better place to be.

Find out more at

www.ideasforliving.co.nz **0800 4 hafele**

Use our Studio Locator to find a partner near you.



WHATEVER THE SIZE
OR SHAPE OF YOUR
KITCHEN, CONVOY
REDEFINES THE WAY
FOOD IS STORED.



CONVOY PREMIO

CONVOY FAMILY

YOUR KITCHENS BEST KEPT SECRET

CONVOY is a family of seriously stylish cabinets, guaranteed to become one of the favourite features of any home. CONVOY Centro works alongside your fridge, so you have enough room to store all your dry and fresh groceries using one captivating system.

But it's what you don't see that makes it really special.

CONVOY Centro does away with conventional frame structures, instead using a pioneering single-tube frame to position smooth floating trays that glide out effortlessly to reveal what's inside.

Looking for added versatility? Sharing the same intelligent details as the Centro unit, CONVOY Lavido is ideal for all kind of layouts – even behind sliding doors. There's CONVOY Premio. The embodiment of engineered luxury, you'll be spellbound by the product's ability to operate silently and automatically. Opening it is an adventure in itself!

Whatever size or shape of your kitchen, CONVOY redefines the way food is stored.



CONVOY LAVIDO



CONVOY CENTRO





SURPASS
PREVIOUSLY
UNATTAINABLE
STANDARDS
WITH SPACE
SAVING FITTINGS
FROM HÄFELE

TANDEM FAMILY

IT'S WHAT'S INSIDE THAT COUNTS

The TANDEM Depot pantry unit and TANDEM coffee cabinet offer beautifully efficient solutions for storing supplies and more. Just opening the door will take your breath away. TANDEM Depot uses intelligent pullout technology to draw the rear shelves automatically bringing kitchen stock towards the user. Abundant storage space is even a feature of the door shelving!

TANDEM Depot is crafted for 450, 500 and 600 mm cabinets, and as most customers can't get enough of this ingenious solution, it's possible to build double the system in cabinet widths of 900, 1000 and 1200 mm – just as practical, twice as impressive. TANDEM coffee cabinet is the ideal pairing for tall units with an integrated coffee machine, steamer or microwave.



TANDEM COFFEE CABINET



TANDEM DEPOT



SURPASS
PREVIOUSLY
UNATTAINABLE
STANDARDS
WITH SPACE
SAVING FITTINGS
FROM HÄFELE





CORNER SOLUTIONS CREATING SPACE WITH SPACE

Thanks to Häfele, even your corner units are the ultimate in form and function.

Take the LeMans II. The only corner unit solution that combines very high space utilisation with outstanding access, LeMans II trays swing right out in front of the cabinet at an 85° opening angle and combines optimal space utilisation for a clear overview and beautiful action.

Want more? Take a look at the MagicCorner, the smart solution that's capable of housing two complete cabinets next to each other in only one corner cabinet, or perhaps the REVO 90 – the innovative corner solution where front panels turn with a carousel-like rotation.


In today's home, real living requires clever thinking in how to best utilise the space you have. Kesseböhmer Corner Solutions offer the perfect solution.

WHEN IT COMES TO
CLEVER STORAGE,
HÄFELE REALLY
DOES HAVE AN
ANSWER FOR JUST
ABOUT EVERYTHING





NO.15 PULL-OUT



BASE CABINET SOLUTIONS

SMALL IN SIZE, GREAT IN VALUE

Whether it's baking trays or cleaning agents, a mixer or a pressure cooker, application-oriented - Kesseböhmer Base Cabinet Solutions allow you easy access to whatever you want.

How? Firstly, the Base Cabinet Roll-Out COMFORT - a filler cabinet with diverse shelves - can be adjusted to suit different widths. Secondly, the DISPENSA Junior, a pullout larder is ideal for all widths between 30 and 60 cm, side wall thicknesses between 16 and 19 mm, and any larger height – it's up to virtually any task!

Lastly, there's the PORTERO a cleaning agent pullout that includes rollouts for sink units cleaning utensil baskets, dustpan and hand-brush racks, hand-towel rollouts, laundry baskets and more.

THE INTELLIGENT
PULL-DOWN SYSTEM
FOR WALL UNITS





IMOVE EVERYTHING WITHIN EASY REACH

A pull-down system that floats the contents of your wall unit gently down into easy reach. Operate it one-handed. The iMove and all its contents are pulled downwards and outwards in one effortless movement. The contents of the top shelves are now easier to reach than the bottom shelf of the wall unit.

The smooth, fluid downward movement is activated by the pull-down plus the weight of the payload. At the endpoint the pull-down locks open automatically, so that you can use both hands for loading and unloading. iMove movement is supported by spring force resulting in a weight capacity of 8kg. the mechanism is integrated in a slim and very compact fitting so that an iMove can also be installed in a relatively shallow wall unit.



IMOVE

THE ELEGANCE OF
OPENING. FLAPS FOR
MAXIMUM FREEDOM
IN MOTION.



FREE FLAP



OVERHEAD CABINET SOLUTIONS

INTELLIGENT USE OF SPACE

The fittings of the new Free family give overhead flap doors new freedom in movement. This opens up more opportunities in the visual and technical design of furniture and has tangible benefits compared to hinged doors. But above all, it gives the furniture and the room undreamt of elegance and lightness. It doesn't matter whether a flap is lifted, tilted, swivelled or folded – it immediately provides added value. And last but not least, more efficiency when working.

The Free family fulfils the demands for creative freedom and choice of material, design, ease of installation and convenient operation on a new level.



INDIVIDUAL BY
DESIGN, THE
FUNCTIONAL
CHOICE

NOVA PRO SCALA H186

HÄFELE SOFT-CLOSE DRAWER SYSTEMS


LET LIFE COME TO YOU

In a modern world, where it can feel as though we are short on both time and space, we look to our living spaces to deliver solutions that allow us to make the most of these luxuries. Life is easier when what we want is in front of us. And, having to delve into kitchen and bedroom cupboards to get to things can be laborious, especially with a lack of light.

The latest storage concept introduces movement in an increasingly popular application throughout cleverly designed homes and workspaces – this simple solution replaces cupboards with drawer systems.

Häfele offers drawer systems that are designed to facilitate the concept of delivering life to you in smooth, elegant movements. We offer Grass drawer systems in New Zealand in four options: Vionaro - the slim, sleek cubist drawer system; Nova Pro Scala – the must-have accessory for your kitchen; Nova Pro Deluxe, exclusively through Häfele, Deluxe sets standards that others follow; and Studio, our flagship soft-closing drawer system. All these drawer systems are available in a variety of modern colours and a range of heights.

Be free and embrace the modern world and all it has to offer: Häfele soft-close drawer systems. Let life come to you.





FLEXIBLE
SOLUTIONS TO
GET THE MOST
FROM YOUR
DRAWERS

CUISIO CUTLERY TRAY



CUISIOFLEX DRAWER ORGANISER

DRAWER INSERTS & ACCESSORIES

INDIVIDUALISE YOUR DRAWER SYSTEM

Häfele offers a variety of flexible accessories to help you customise your drawer system. Perfect for organising plates, dishes, pots, pans and cutlery, Häfele's drawer inserts and accessories are suited for use in all popular drawer sizes and styles. Spice containers, cutlery inserts, internal drawer fronts, side elements and hanging waste bins, are just some of solutions on offer.



FINELINE CUTLERY INSERTS

WHAT COMES IN MUST
GO OUT! HÄFELE
HAS A SOLUTION TO
SUIT YOUR WASTE
MANAGEMENT NEEDS



ONE2FIVE WASTE BIN




HIDEAWAY WASTE BIN

PULL-OUT WASTE BINS

KEEP ON TOP OF POTENTIAL MESS WITHOUT ANY FUSS

Keep your kitchen looking nice and tidy with our collection of waste bins and waste sorting accessories. Our range of bins helps you keep on top of potential mess without any fuss, so that your kitchen will always look its best. You can choose our simple, free-standing bins to deal with all sorts of household waste and recyclable materials. Or check out our multiple container ranges that feature up to seven different compartments to sort your waste thoroughly. All helping you to live a sustainable life at home. It's a win-win solution.



EURO-CARGO WASTE BIN

HASSLE FREE
AND CONVENIENT
LAUNDRY SOLUTIONS
FOR YOUR HOME



HIDEAWAY LAUNDRY HAMPER



HIDEAWAY LAUNDRY HAMPER



HAILO LAUNDRY HAMPER

LAUNDRY SOLUTIONS

ERGONOMIC DESIGN

Hide your laundry, store your extra linen or use as a removable washing basket - the Hideaway Soft Close Laundry Hamper is a high quality storage solution for your home.

Featuring air vents to reduce moisture and a robust steel frame designed to withstand the weight of wet washing, this innovative system is a must for your laundry!

OUTSTANDING
FUNCTIONALITY AND
ELEGANT DESIGN



BLANCO SUBLINE 700-U LEVEL

BLANCO SINKS & TAPS

ELEGANTLY DESIGNED, MADE FOR LIVING

The heart and soul of the kitchen belongs to the kitchen sink, the provider of clean, flowing water. It's important to choose a sink that fits the way you live. Whether you're preparing food, cleaning up after a meal, or simply washing your dishes and utensils, there are many elements to consider during your decision process:

Bowl configuration: Spacious single bowl kitchen sinks are on trend right now for their ease of use, but you may prefer the functionality of a double bowl for washing and rinsing dishes. Low divide sinks are also a great option that provides the look of a single bowl, with the functionality of having a double bowl sink.

Material: Do you prefer the look of high-quality stainless steel, or do you find yourself drawn to colour and durability like that of our patented granite composite SILGRANIT® sinks?

Size and Depth: Bowl depth is an important factor to consider when choosing a sink. Deeper kitchen sinks provide more space in order to wash dishes or large items, such as pots, pans and cookie sheets, or you may consider a more shallow depth for convenience of reachability and ease of use.

BLANCO SUBLINE 350-350 UNDERMOUNT SINK





SHINE A LIGHT
ON THE LOOX
PRODUCT RANGE



LOOX LED LIGHTING TECHNOLOGY ANOTHER BRIGHT IDEA

Häfele offers a variety of flexible accessories to help you customise your drawer system. Perfect for organising plates, dishes, pots, pans and cutlery, Häfele's drawer inserts and accessories are suited for use in all popular drawer sizes and styles. Spice containers, cutlery inserts, internal drawer fronts, side elements and hanging waste bins, are just some of solutions on offer.



SIMPLY A
HANDLE YET
SO MUCH MORE





FURNITURE HANDLES

NEW DESIGNS & SPECTACULAR FINISHES

Hardly anything is as straightforward as a handle. Everyone learns how to use one: simply grasp, pull, push or slide it. Yet here, in this small space, a lot more happens than we perceive at first glance. A handle must accomplish much more than simply performing its function – and it's precisely this quality that our new collection aims to place within reach of our customers.

Furniture helps order a space and creates a living atmosphere that's all your own. Handles are the first point of contact with furniture, so when you touch one, you must immediately feel the quality standards to which the furniture aspires. Investment in high-quality materials and unmistakable design leaves a unique and lasting impression.

HÄFELE

732.04.589 KITCHEN FITTINGS & STORAGE SOLUTIONS - 03.2017

Häfele New Zealand Ltd. | 16 Accent Drive | East Tamaki | Auckland 2013

Phone: 0800 442 335 | **Email:** info@hafele.co.nz | **www.hafele.co.nz**

HÄFELE LOCATIONS:

New Zealand | AUCKLAND | WELLINGTON | CHRISTCHURCH